

Hose Fittings Index

Alphabetical Index

DESCRIPTION	PAGES	DESCRIPTION	PAGES	DESCRIPTION	PAGES	DESCRIPTION	PAGES
100R5 Crimp Fittings	134-135	Global Socket Data	63-64	LifeSaver Fittings	138, 148, 152, 157, 166	Socketless	176-181
Hose to Fitting Chart	58-60	Global TTC (Through-the-Cover)	66-96	O-Rings	192-195	Spiral Single Skive Crimp Fittings	106-117
How to Order	61-62	Global TTC12	66-96	PTFE Crimp Fittings	129-132	Split Flanges	190-193
Global Crimp Fittings	66-105	Global Spiral TTC	97-105	Reusable Fittings	148-185	Suction Hose Fittings	133
Global OTC (Over the Cover)	66-96	Internal Skive Crimp Fittings	118-128	Reusable Fittings - 100R5	136-147	Super Gem	186-189
Global Skive Nipples	66-96			Socket Data – Crimp	63-64		



SPECIALTY & TRUCK HOSE
 LOW & MEDIUM PRESSURE HOSE
 HIGH PRESSURE HOSE
 HOSE FITTINGS
 ADAPTERS & TUBE FITTINGS
 ACCESSORIES & ASSEMBLY INSTRUCTIONS
 HOSE ASSEMBLY EQUIPMENT
 APPENDICES

Hose To Fitting Chart

Hose Part No.	CRIMP FITTINGS										REUSABLE FITTINGS	
	100R5 Crimp	PTFE Crimp	Global Nipples	Global OTC	Global TTC	Global TTC12	Global Spiral TTC	Internal Skive	Spiral Single Skive	Sockets	Reusable	Sockets
CR170	Contact Eaton for fitting information											
FC194			66							64		
FC195			66							64	156	65
FC234	134										136	65
FC252											184	
FC254							97	118	106 118	64		
FC273/ FC273B							97	123	113	64		
FC300	134										136	65
FC310			66		66					64	151	65
FC321											136	65
FC323								118	106	64		
FC324								118	106 115	64	169	65
FC325								123		64		
FC332											176	
FC350	134										136	65
FC352											184	
FC355	134										136	65
FC363		131								64		
FC364		131								64		
FC465		129								64	186	65
FC466			66	66						64		
FC469	Contact Eaton for fitting information											
FC498			66	66						64		
FC510			66		66					64	151	65
FC563	Contact Eaton for fitting information											
FC579			66		66					64		
FC598			66	66						64		
FC606/ FC606B							97	128		64		
FC611					66							
FC619				66	66					64	66	
FC629	Contact Eaton for fitting information											

This page is part of a complete catalog which contains technical and safety data that must be reviewed when selecting a product.

Continued on next page.

SPECIALTY & TRUCK HOSE

LOW & MEDIUM PRESSURE HOSE

HIGH PRESSURE HOSE

HOSE FITTINGS

ADAPTERS & TUBE FITTINGS

ACCESSORIES & ASSEMBLY INSTRUCTIONS

HOSE ASSEMBLY EQUIPMENT

APPENDICIES

Hose To Fitting Chart (continued)

SPECIALTY & TRUCK HOSE

LOW & MEDIUM PRESSURE HOSE

HIGH PRESSURE HOSE

HOSE FITTINGS

ADAPTERS & TUBE FITTINGS

ACCESSORIES & ASSEMBLY INSTRUCTIONS

HOSE ASSEMBLY EQUIPMENT

APPENDICES

Hose Part No.	CRIMP FITTINGS										REUSABLE FITTINGS	
	100R5 Crimp	PTFE Crimp	Global Nipples	Global OTC	Global TTC	Global TTC12	Global Spiral TTC	Internal Skive	Spiral Single Skive	Sockets	Reusable	Sockets
FC636						66						
FC639/ FC839B			66		66						64	
FC647											176	
FC650	Contact Eaton for fitting information											
FC659						66						
FC693					66							
FC699				66								
FC735					66						64	
FC736						66		118	106		64	169
S-TW		129									64	186
FC829	Contact Eaton for fitting information											
FC849/ FC849B			66		66						64	
302A											136	65
303											136	65
1503	134										136	65
1531											185	65
1531A											185	65
2550											182	65
2554											182	65
2556											176	
2565											176	
2570											182	65
2575											176	
2580											136	65
2583				66								
2651											136	65
2661			66	66	66						64	64
2681			66								64	
2766			66								64	156
2781			66								64	156
2807		129									64	186
2808												175
GH120			66			66					64	
GH194			66		66						64	
GH195			66		66						64	
GH466							97					
GH493						66			106		64	169
GH506							97					
GH663			66		66						64	148
GH681			66		66						64	
GH781			66		66						64	
GH793			66		66						64	165

This page is part of a complete catalog which contains technical and safety data that must be reviewed when selecting a product.

How to Order

Accurate processing and prompt delivery of your order depend on easy identification of your requirements. Please order Eaton parts using correct part numbers as described in this catalog. Inquiries and orders should be directed to your Aeroquip Distributor or:

Eaton Hydraulics

14615 Lone Oak Road
Eden Prairie, MN 55344
USA
952/937-9800;
Fax: 952/974-7722
www.hydraulics.eaton.com

Part Numbers and Dash Sizes

Dash size designates the nominal size in 16ths of an inch. This number immediately follows the part number and is separated from it with a dash.

Fittings with "FC" or "FJ" part numbers will have the size expressed in four numerals. The first two numerals indicate the size of the connecting end and the second two numerals indicate the size of the hose end. All other fittings are followed by a dash number which is the nominal size of the fitting expressed in 16ths of an inch. Where two dash numbers are given, the first one generally indicates the pipe or port size and the second indicates the tube or hose size. The hose dash number should always be the same as the last dash number on the fitting.

Material Designation

Most fittings in this catalog have a material designation as part of the part number. An explanation is shown below.

Prefix Designations

- 38 Brass nipple, steel socket
- 44 Bronze nipple and nut: brass socket
- 63 Brass nipple, steel nut and socket
- 259 316 Stainless steel
- 449 Malleable iron

Suffix Designations

- B Brass
- C Stainless steel
- D Aluminum alloy
- S Steel

Dimensions

Dimensions given in this catalog for Eaton brand products are approximate and should be used for reference only. Exact dimensional information for a given product is subject to change and varying tolerances; contact Eaton directly for full current information.

Globally Standardized Pressure Ratings

Eaton has standardized hose burst and operating pressure ratings in cataloging, worldwide. This move toward standardization will slightly alter some of the pressures ratings listed for hoses in this catalog as pressures are rounded off. This is a paper conversion only. This action has no effect on the actual testing and certification of Eaton hoses to stringent product standards.



WARNING

Eaton manufactures the terminal ends of our hose fittings to the appropriate requirements established by the SAE. Therefore, the performance ratings of these hose fittings meet the SAE requirements. It is possible to order a hose assembly with a fitting terminal end that has a performance rating lower than the hose rating. When ordering hose assemblies, please keep the terminal end performance rating in mind since this may affect overall hose assembly performance.

Many hose assembly components (hose and fittings) are easily assembled in the field. However, factory assembled swaged, crimped and reusable hose assemblies are available. For complete information, contact Eaton.

MIXING/MATCHING

EATON FITTING TOLERANCES ARE ENGINEERED TO MATCH AEROQUIP HOSE TOLERANCES. THE USE OF EATON FITTINGS ON HOSE SUPPLIED BY OTHER MANUFACTURERS AND/OR THE USE OF AEROQUIP HOSE WITH FITTINGS SUPPLIED BY OTHER MANUFACTURERS' BRANDS MAY RESULT IN THE PRODUCTION OF UNRELIABLE AND UNSAFE HOSE ASSEMBLIES AND IS NEITHER RECOMMENDED NOR AUTHORIZED BY EATON CORPORATION

EATON SHALL NOT BE SUBJECT TO AND DISCLAIMS ANY OBLIGATIONS OR LIABILITIES (INCLUDING BUT NOT LIMITED TO ALL CONSEQUENTIAL, INCIDENTAL AND CONTINGENT DAMAGES) ARISING OUT OF BREACH OF CONTACT OR OF WARRANTY OR ARISING FROM TORT CLAIMS (INCLUDING WITHOUT LIMITATION NEGLIGENCE AND STRICT LIABILITY) OR OTHER THEORIES OF LAW WITH RESPECT TO ANY HOSE ASSEMBLIES NOT PRODUCED FROM GENUINE EATON HOSE FITTINGS, HOSE AND EATON APPROVED EQUIPMENT, AND IN CONFORMANCE WITH EATON PROCESS AND PRODUCT INSTRUCTIONS FOR EACH SPECIFIC HOSE ASSEMBLY.

FAILURE TO FOLLOW EATON PROCESS AND PRODUCT INSTRUCTIONS AND LIMITATIONS COULD LEAD TO PREMATURE HOSE ASSEMBLY FAILURES RESULTING IN PROPERTY DAMAGE, SERIOUS INJURY OR DEATH.

How To Order

Global Crimp Sockets, Nipples and Fittings

Global Part Numbering System

Part numbers collapse to the shortest possible number of digits:

It is assumed that a global fitting has a straight configuration unless a code is added to designate otherwise.

e.g., 1SA8FJ8 has a straight configuration
1SA8FJA8 has a 45° elbow configuration

Dashes and unnecessary zeros are not used.

e.g., 1/4" is designated by "4" not "-4" or "04"
5/8" is designated by "10" not "-10"

Global Crimp Sockets

Complete socket number: **1S A 8**

Global 2-piece part number _____

Wire braid construction _____

A = Single wire braid

B = Double wire braid

Hose size* _____

Global Material Designation

Global crimp nipples, sockets and fittings standard material is zinc plated carbon steel. Items so designated in catalog are available in stainless steel.

Crimp fittings



Fittings are ordered as complete assemblies or as component parts.

Complete fitting number: **FJ9896- 20 20 S**

Basic part number _____

Pipe or port size _____

Mating hose size _____

Material designation suffix _____

Crimp socket



Complete socket number: **FC2717- 20 S**

Basic part number _____

Socket hose size _____

Material designation suffix _____

Crimp nipple



Complete nipple number: **FC2710- 20 20 S**

Basic part number _____

Socket or port size _____

Socket hose size _____

Material designation suffix _____

Reusable fittings

Fittings are ordered as complete assemblies.

Complete number: **412- 8 10 S**

Basic part number _____

Pipe or port size (in 16ths of an inch) _____

Mating hose size _____

Material designation suffix _____

Global Crimp Nipples/Fittings

Complete nipple part number: **1S A 8 FJ A 8**

Product group code _____

1S = Global 2-piece part number

1A = TTC fitting part number

1B = TTC12 fitting part number

1G = OTC Global fitting part number

1E = Spiral TTC fitting part number
for four-spiral hose

1Z = Spiral TTC fitting part number
for six-spiral hose

Material stock code _____

If material is round stock, then this position collapses.

A = inch hex stock

(metric hex, this position collapses)

For 1 1/4" Braided Hose Fittings:

P = 1-wire braid hose socket with no hex

R = 1-wire braid hose socket with inch hex

T = 2-wire braid hose socket with no hex

V = 2-wire braid hose socket with inch hex

End connection size* _____

End connection code _____

BF = BSP Female Swivel (1 hex)

BP = BSP Male Parallel

BT = BSP Male Tapered

CT = Cat Flange

DK = 24 Male (light duty)

DL = DKO Female Swivel (light duty)

DS = DKO Female Swivel (heavy duty)

EK = 24 Male (heavy duty)

FH = Flange Code 62

FJ = Female JIC Swivel

FL = Flange Code 61

FR = Female ORS

FS = Female SAE Swivel

JF = JIS Female Swivel

JM = BSP Female Swivel (2 hexes)

KF = Komatsu Female Swivel

KS = Komatsu Split Flange

MB = Male Boss O-Ring

MF = Male Inverted Flare

MJ = Male JIC

MP = Male Pipe

MR = Male ORS

PF = Female Pipe Swivel

PS = Pipe Swivel

Connecting end configuration code _____

If nipple has a straight configuration, then this position collapses.

A = 45°

D = 22 1/2°

B = 90°, standard or
short drop

E = 67 1/2°

F = 30°

C = 90°, long drop

G = 60°

Hose size* _____

Material Designation _____

C = stainless steel, if fitting is zinc plated carbon steel (standard), this position collapses.

*When ordering sizes 3, 4, 5, 6 and 8 the part number requires only single digits.

Socket Data


Crimp Socket data— Socket to hose correct combinations

Use of the correct Eaton socket with a given Aeroquip hose is essential for proper assembly and performance. Virtually all Eaton hose sockets are marked with the socket part number and dash size. Using this number, from the following table, the correct hose or hoses may be found and dash sizes matched, to assure the correct combination.

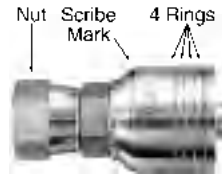
Global Non-Skive Socket Identification (TTC, TTC-20, and TTC12 Sockets)

Through-the Cover fitting sockets for one wire and two wire braid hose in all sizes except -20 have one and two rings plus a scribe mark and TTC-(size) stamped on the socket. In the -20 size there are two sockets, one for one wire braid hose with one ring on the socket and one for two wire braid hose with two rings on the socket plus a scribe mark. Both -20 sockets have TTC-20 stamped on the sockets. Through-the Cover fitting sockets for four spiral hose have four rings plus a scribe mark and TTC12-(size) stamped on the socket.

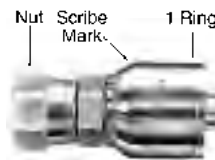
SCRIBE MARK: For TTC and TTC12 Fittings, the scribe mark identifies crimp length indicator for assembly; See Document A-EQCR-TM001-E for details.



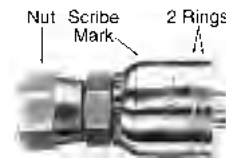
TTC-



TTC12-




TTC-20



TTC-20

Global Over the Cover Identification (OTC Sockets)

Over the cover global fitting sockets have 1G(size) and a scribe mark stamped on the socket.



1G

Global Skive Socket Identification

1SA sockets are stamped 1SA(size) for one wire braid hose and 1SB sockets are stamped 1SB(size) for two wire braid hose. 1SA sockets have one ring and 1SB sockets have two rings grooved around the circumference of each socket.



1SA



1SB





Global Identification Marking








Global hose fittings are identified with the Eaton trademark and the hose size. In addition, global sockets are identified with the following:

Identification Marking	Fitting Style	Hose/Socket Description
1 ring 1SA(size)	skive	One wire braid hose and skive type socket
2 rings 1SB(size)	skive	Two wire braid hose and skive type socket
2 rings 1 ring 1 scribe mark TTC-(size)	Thru-the-cover	One wire and two wire braid hose and TTC socket
4 rings 1 scribe mark TTC12-(size)	Spiral thru-the-cover	Four spiral wire hose and TTC12 socket
1 ring 1 scribe mark TTC-20	Thru-the-cover (-20 size only)	One wire braid -20 size hose and TTC socket
2 rings 1 scribe mark TTC-20	Thru-the-cover (-20 size only)	Two wire braid -20 size hose and TTC socket
1 scribe mark 1G (size)	Over the cover	Textile braid and suction hoses and OTC socket (SAE 100R3, R4 and R6 hose styles)

Socket Data

SPECIALTY & TRUCK HOSE
 LOW & MEDIUM PRESSURE HOSE
 HIGH PRESSURE HOSE
 HOSE FITTINGS
 ADAPTERS & TUBE FITTINGS
 ACCESSORIES & ASSEMBLY INSTRUCTIONS
 HOSE ASSEMBLY EQUIPMENT
 APPENDICES

Crimp sockets	Socket base part number	Aeroquip hose base part no.	Dash sizes
	1SA	2681	-03 to -32
		FC194	-04 to -20
		FC310	-04 to -20
		FC510	-04 to -20
		FC639/FC839B	-04 to -08
		GH194	-04 to -20
		GH663	-04 to -32
		GH681	-04 to -08
	1SB	2781	-4 to -32
		FC195	-04 to -32
		FC466	-04 to -12
		FC498/FC598	-04 to -12
		FC579	-04, -06
		FC639/FC839B	-10 to -16
		FC735	-04 to -20
		FC849/FC849B	-06 to -12
		GH120	-04 to -20
		GH195	-04 to -32
		GH781	-04 to -20
		GH793	-04 to -32
	FC1410	FC736	-12, -16
		FC323	-12, -16
		GH493	-12, -16
		FC324	-12, -16
	FW1097	FC699	-4 to -20

Crimp sockets	Socket base part number	Aeroquip hose base part no.	Dash sizes
	FC3471	GH493	-06 to -10
		FC736	
	FC1347	FC363	-08 to -32
		FC364	-08 to -32
	FC2540	FC1601	FC606 -16, -20
			FC736 -16 to -20
			FC254 -08, -16 to -32
			FC273 -16
			FC323 -16 to -32
			FC324 -16
			FC325 -16
			FC254 -12
			FC273 -12, -20 to -32
			FC323 -12
	FC2717		FC324 -12
			FC325 -12
			FC325 -12
	FC3023	2661	-40*, -48*
		FC619	-40*, -48*
* Contact Eaton for crimp assembly information.			
	FC3443	2807	
			S-TW -05, -06, -10
			FC465
			2807
	FC3596		S-TW -03, -04, -08
			FC465 -12, -16














Socket Data

Reusable Socket Data— Socket to hose correction combinations

Use of the correct Eaton socket with a given Aeroquip hose is essential for proper assembly and performance. Virtually all

Eaton hose sockets are marked with the socket part number and dash size. Using this number, from the table below, the correct

hose or hoses may be found and dash sizes matched, to assure the correct combination.

Reusable sockets	Socket base part number	Aeroquip hose base part number	Dash sizes	Reusable sockets	Socket base part number	Aeroquip hose base part number	Dash sizes
	1206	2807, FC465 S-TW	all		4013	2781 FC195 FC324 GH493	-16 -16 -08 -8, -16
	1208	2808	all		FC2383	GH493	-20, -24
	1210	303, 1503, 2580, 2651, FC234, FC300, FC321, FC350, FC355,	-4 to -12		FC2542	GH663	-04 to -16
	1212	302A, 1503, 1540, 2580, 2651, FC234, FC300, FC321, FC350, FC355,	-16 to -48		FC2642	FC310 FC510	all -04 to -16
	1214	2550, 2554, 2570	-6, -8		FC2652	GH793	-04 to -16
	1219	1531, 1531A	all				
	4007	GH493	-6, -12				
	-4010	2781 FC195	-4 to -12 -20 to -32 -4 to -12 -20 to -32				

SPECIALTY &
TRUCK HOSE

LOW & MEDIUM
PRESSURE HOSE

HIGH PRESSURE HOSE

HOSE FITTINGS

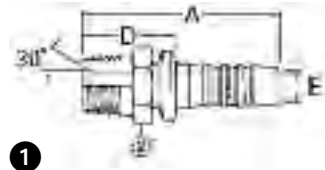
ADAPTERS &
TUBE FITTINGS

ACCESSORIES &
ASSEMBLY INSTRUCTIONS

HOSE ASSEMBLY
EQUIPMENT

APPENDICIES

Global Crimp Fittings Male Pipe (MP)

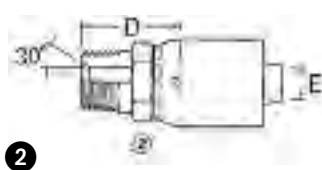


1

Global Nipples for use with Hose:

Clamp: 2661 (-12 thru -20), FC619 (-12 thru -20). **Socket 1SA:** 2681, FC194, FC310, FC510, FC639/FC839B (-4 thru -8), GH194 (-4 thru -20), GH663, GH681.

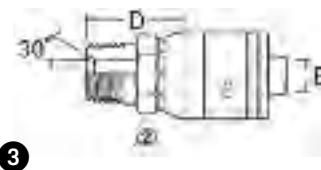
Socket 1SB: 2781, FC195, FC466, FC498, FC598, FC579, FC639/FC839B (-10 thru -16), FC735 (-4 thru -20), FC849/FC849B (-06 thru -12), GH120 (-4 thru -20), GH195, GH781 (-04 thru -20), GH793, 2766.



2

Global OTC Fittings for use with Hose:

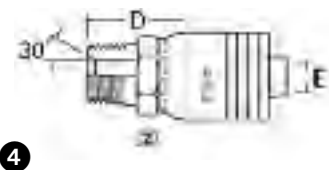
2583, 2661, FC466, FC498, FC598, FC619, FC699



3

Global TTC Fittings for use with Hose:

2661(-12 thru -32), FC310, FC510, FC579, FC611, FC619 (-12 thru -32), FC639/FC839B, FC693, FC735, FC849/FC849B, GH120, GH194, GH195, GH663, GH681-6, GH781, GH793.



4

Global TTC12 Fittings for use with Hose:

FC636, FC659, FC736, GH493.

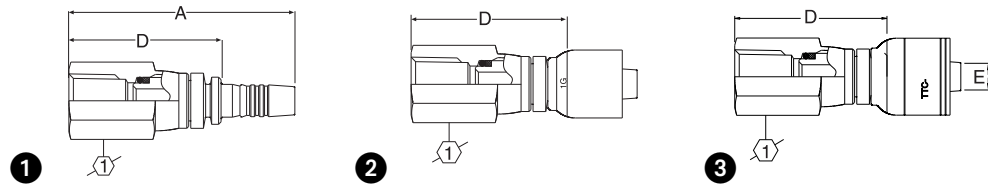
Nipple Part #	OTC Part #	TTC Part #	TTC12 Part #	Thd.	Hose Size	A		D		EØ		in
						mm	in	mm	in	mm	in	
1SA2MP3	—	—	—	1/8-27	-03	40,4	1.59	22,9	0.90	2,5	0.10	7/16
1SA4MP3	—	—	—	1/4-18	-03	41,4	1.62	23,6	0.93	2,5	0.10	9/16
1SA2MP4	1GA2MP4	1AA2MP4	—	1/8-27	-04	46,7	1.84	23,4	0.92	4,3	0.17	9/16
1SA4MP4	1GA4MP4	1AA4MP4†	—	1/4-18	-04	52,3	2.06	29,0	1.14	4,3	0.17	9/16
1SA6MP4	1GA6MP4	1AA6MP4	—	3/8-18	-04	48,3	1.90	24,9	0.98	4,3	0.17	11/16
1SA4MP6	1GA4MP6	1AA4MP6	1BA4MP6	1/4-18	-06	55,4	2.18	30,0	1.18	6,6	0.26	11/16
1SA6MP6	1GA6MP6	1AA6MP6†	1BA6MP6	3/8-18	-06	57,7	2.27	32,5	1.28	6,6	0.26	11/16
1SA8MP6	1GA8MP6	1AA8MP6	1BA8MP6	1/2-14	-06	57,7	2.27	32,5	1.28	4,1	0.16	7/8
1SA4MP8	1GA4MP8	1AA4MP8	1BA4MP8	1/4-18	-08	61,0	2.40	31,2	1.23	7,6	0.30	13/16
1SA6MP8	1GA6MP8	1AA6MP8	1BA6MP8	3/8-18	-08	63,2	2.49	33,5	1.32	9,7	0.38	13/16
1SA8MP8	1GA8MP8	1AA8MP8†	1BA8MP8	1/2-14	-08	69,6	2.74	39,6	1.56	9,7	0.38	7/8
1SA12MP8	1GA12MP8	1AA12MP8	1BA12MP8	3/4-14	-08	65,0	2.56	35,3	1.39	9,7	0.38	11/16
1SA6MP10	—	1AA6MP10	—	3/8-18	-10	63,2	2.49	33,8	1.33	10,7	0.42	15/16
1SA8MP10	1GA8MP10	1AA8MP10	1BA8MP10	1/2-14	-10	69,6	2.74	40,1	1.58	12,7	0.50	15/16
1SA12MP10	1GA12MP10	1AA12MP10	1BA12MP10	3/4-14	-10	65,0	2.56	35,6	1.40	12,7	0.50	11/16
1SA8MP12	1GA8MP12	1AA8MP12	1BA8MP12	1/2-14	-12	70,6	2.78	40,6	1.60	14,2	0.56	11/8
1SA12MP12	1GA12MP12	1AA12MP12†	1BA12MP12	3/4-14	-12	72,1	2.84	41,9	1.65	15,5	0.61	11/8
1SA16MP12	1GA16MP12	1AA16MP12	1BA16MP12	1-11/2	-12	71,1	2.80	40,9	1.61	15,5	0.61	13/8
1SA12MP16	1GA12MP16	1AA12MP16	1BA12MP16	3/4-14	-16	76,7	3.02	42,4	1.67	19,3	0.76	13/8
1SA16MP16	1GA16MP16	1AA16MP16†	1BA16MP16	1-11/2	-16	81,8	3.22	47,2	1.86	20,8	0.82	13/8
1SA20MP16	1GA20MP16	1AA20MP16	1BA20MP16	11/4-111/2	-16	78,2	3.08	43,7	1.72	20,8	0.82	111/16
1SA16MP20	1GA16MP20	—	1BA16MP20	1-11/2	-20	93,0	3.66	49,0	1.93	24,1	0.95	13/4
—	—	1AR16MP20*	—	1-11/2	-20	93,0	3.66	49,0	1.93	24,1	0.95	13/4
—	—	1AV16MP20**	—	1-11/2	-20	93,0	3.66	49,0	1.93	24,1	0.95	13/4
1SA20MP20	1GA20MP20	—	1BA20MP20	11/4-111/2	-20	89,4	3.52	45,5	1.79	26,7	1.05	113/16
—	—	1AR20MP20*†	—	11/4-111/2	-20	89,4	3.52	45,5	1.79	26,7	1.05	113/16
—	—	1AV20MP20**†	—	11/4-111/2	-20	89,4	3.52	45,5	1.79	26,7	1.05	113/16
1SA24MP24	1GA24MP24	1AA24MP24	1BA24MP24	11/2-111/2	-24	106,2	4.18	59,9	2.36	32,0	1.26	2
1SA32MP32	1GA32MP32	1AA32MP32	—	2-11/2	-32	116,6	4.59	66,3	2.61	44,5	1.75	21/2
—	—	—	1BA32MP32	2-11/2	-32	128,5	5.06	65,5	2.58	44,5	1.75	21/2

* Uses 1-wire braid hose socket.

**Uses 2-wire braid hose socket.

† Also available in stainless steel, add suffix "C" to part number, i.e., 1AA4MP4C.

Female Pipe Swivel (PF)



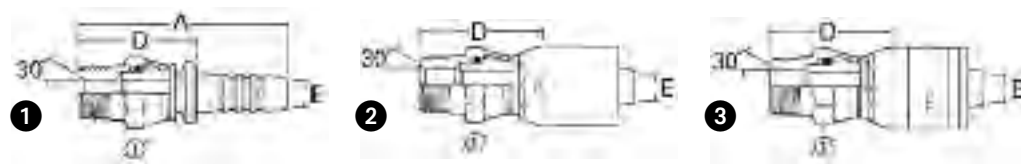
Global Nipples for use with Hose:
Clamp: 2661 (-12 thru -20), FC619 (-12 thru -20). **Socket 1SA:** 2681, FC194, FC310, FC372-03, FC510, FC639/FC839B (-4 thru -8), GH194 (-4 thru -20), GH663, GH681.
Socket 1SB: 2781, FC195, FC466, FC498, FC598, FC579, FC639/FC839B (-10 thru -16), FC735 (-4 thru -20), FC849/FC849B (-06 thru -12), GH120 (-4 thru -20), GH195, GH781 (-04 thru -20), GH793, 2766.

Global OTC Fittings for use with Hose: 2583, 2661, FC466, FC498, FC598, FC619, FC699

Global TTC Fittings for use with Hose: 2661(-12 thru -32), FC310, FC510, FC579, FC611, FC619 (-12 thru -32), FC639/FC839B, FC693, FC735, FC849/FC849B, GH120, GH194, GH195, GH663, GH681-6, GH781, GH793.

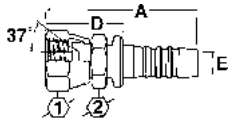
1 Nipple Part #	2 OTC Part #	3 TTC Part #	4 TTC12 Part #	Thd.	Hose Size	A		D		EØ		in
						mm	in	mm	in	mm	in	
1SA4PF4	1GA4PF4	1AA4PF4	—	1/4-18	-04	72,9	2.87	49,5	1.95	4,3	0.17	3/4
1SA6PF6	1GA6PF6	1AA6PF6	—	3/8-18	-06	75,4	2.97	50,0	1.97	6,6	0.26	7/8
1SA8PF8	1GA8PF8	1AA8PF8	—	1/2-14	-08	90,9	3.58	61,2	2.41	9,7	0.38	1 1/16
1SA12PF12	1GA12PF12	1AA12PF12	—	3/4-14	-12	92,2	3.63	62,0	2.44	15,5	0.61	1 3/8

Male Pipe Swivel (PS)

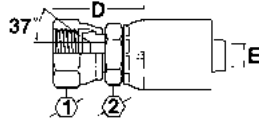


1 Nipple Part #	2 OTC Part #	3 TTC Part #	4 TTC12 Part #	Thd.	Hose Size	A		D		EØ		in
						mm	in	mm	in	mm	in	
1SA2PS3	—	—	—	1/8-27	-03	53,6	2.11	36,1	1.42	2,5	0.10	9/16
1SA4PS4	1GA4PS4	1AA4PS4	—	1/4-18	-04	64,5	2.54	41,4	1.62	4,3	0.17	3/4
1SA6PS6	1GA6PS6	1AA6PS6	—	3/8-18	-06	67,6	2.66	42,4	1.67	6,6	0.26	7/8
1SA8PS6	1GA8PS6	1AA8PS6	—	1/2-14	-06	72,4	2.85	47,0	1.85	6,6	0.26	7/8
1SA6PS8	1GA6PS8	1AA6PS8	—	3/8-18	-08	73,2	2.88	43,4	1.71	9,7	0.38	7/8
1SA8PS8	1GA8PS8	1AA8PS8	—	1/2-14	-08	79,5	3.13	49,8	1.96	9,7	0.38	15/16
1SA12PS12	1GA12PS12	1AA12PS12	—	3/4-14	-12	82,3	3.24	52,1	2.05	15,5	0.61	1 3/8
1SA16PS16	1GA16PS16	1AA16PS16	—	1-11 1/2	-16	98,6	3.88	64,3	2.53	20,6	0.81	1 1/2

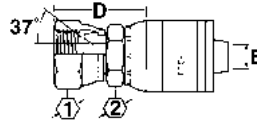
Female JIC/SAE 37° Swivel (FJ)



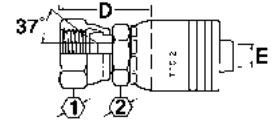
1
Global Nipples for use with Hose:
Clamp: 2661 (-12 thru -20), FC619 (-12 thru -20). **Socket 1SA:** 2681, FC194, FC310, FC510, FC639/FC839B (-4 thru -8), GH194 (-4 thru -20), GH663, GH681. **Socket 1SB:** 2781, FC195, FC466, FC498, FC598, FC579, FC639/FC839B (-10 thru -16), FC735 (-4 thru -20), FC849/FC849B (-06 thru -12), GH120 (-4 thru -20), GH195, GH781 (-04 thru -20), GH793, 2766.



2
Global OTC Fittings for use with Hose: 2583, 2661, FC466, FC498, FC598, FC619, FC699



3
Global TTC Fittings for use with Hose: 2661 (-12 thru -32), FC310, FC510, FC579, FC611, FC619 (-12 thru -32), FC639/FC839B, FC693, FC735, FC849/FC849B, GH120, GH194, GH195, GH663, GH681-6, GH781, GH793.



4
Global TTC12 Fittings for use with Hose: FC636, FC659, FC736, GH493.

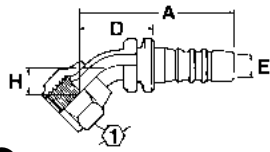
1 Nipple Part #	2 OTC Part #	3 TTC Part #	4 TTC12 Part #	Thd.	Hose Size	A		D		EØ		1	2
						mm	in	mm	in	mm	in	in	in
1SA3FJ3	—	—	—	3/8-24	-03	42,3	1.69	25,4	1.00	2,5	0.10	1/2	7/16
1SA4FJ3	—	—	—	7/16-20	-03	42,3	1.69	25,4	1.00	2,5	0.10	9/16	7/16
1SA3FJ4	1GA3FJ4	1AA3FJ4	—	3/8-24	-04	49,3	1.94	25,9	1.02	3,3	0.13	1/2	9/16
1SA4FJ4	1GA4FJ4	1AA4FJ4†	—	7/16-20	-04	50,8	2.00	27,2	1.07	4,3	0.17	9/16	9/16
1SA5FJ4	1GA5FJ4	1AA5FJ4	—	1/2-20	-04	50,3	1.98	26,9	1.06	4,3	0.17	5/8	9/16
1SA6FJ4	1GA6FJ4	1AA6FJ4	—	9/16-18	-04	51,6	2.03	28,2	1.11	4,3	0.17	11/16	9/16
1SA5FJ5	1GA5FJ5	1AA5FJ5	—	1/2-20	-05	52,8	2.08	29,0	1.14	5,3	0.21	5/8	9/16
1SA6FJ5	1GA6FJ5	1AA6FJ5	—	9/16-18	-05	52,3	2.06	28,4	1.12	5,3	0.21	11/16	9/16
1SA4FJ6	1GA4FJ6	1AA4FJ6	1BA4FJ6	7/16-20	-06	55,6	2.19	30,2	1.19	4,3	0.17	9/16	11/16
1SA5FJ6	1GA5FJ6	1AA5FJ6	—	1/2-20	-06	56,9	2.24	31,5	1.24	5,8	0.23	5/8	11/16
1SA6FJ6	1GA6FJ6	1AA6FJ6†	1BA6FJ6	9/16-18	-06	57,9	2.28	32,5	1.28	6,6	0.26	11/16	11/16
1SA8FJ6	1GA8FJ6	1AA8FJ6	1BA8FJ6	3/4-16	-06	58,7	2.31	33,3	1.31	6,6	0.26	7/8	11/16
1SA10FJ6	—	—	—	7/8-14	-06	61,5	2.42	36,3	1.43	6,6	0.26	1	13/16
1SA8FJ8	1GA8FJ8	1AA8FJ8†	1BA8FJ8	3/4-16	-08	66,8	2.63	37,1	1.46	9,7	0.38	7/8	13/16
1SA10FJ8	1GA10FJ8	1AA10FJ8	1BA10FJ8	7/8-14	-08	67,1	2.64	37,3	1.47	9,7	0.38	1	13/16
1SA12FJ8	1GA12FJ8	1AA12FJ8	1BA12FJ8	1 1/16-12	-08	69,3	2.73	39,6	1.56	9,7	0.38	1 1/4	1
1SA16FJ8	1GA16FJ8	1AA16FJ8	1BA16FJ8	1 5/16-12	-08	77,7	3.06	48,0	1.89	9,7	0.38	1 1/2	1 1/4
1SA8FJ10	—	1AA8FJ10	—	3/4-16	-10	67,3	2.65	38,1	1.50	9,9	0.39	7/8	15/16
1SA10FJ10	1GA10FJ10	1AA10FJ10†	1BA10FJ10	7/8-14	-10	70,4	2.77	40,9	1.61	12,7	0.50	1	15/16
1SA12FJ10	1GA12FJ10	1AA12FJ10	1BA12FJ10	1 1/16-12	-10	69,1	2.72	39,9	1.57	12,7	0.50	1 1/4	1
1SA10FJ12	1GA10FJ12	1AA10FJ12	1BA10FJ12	7/8-14	-12	71,4	2.81	41,4	1.63	12,2	0.48	1	1 1/8
1SA12FJ12	1GA12FJ12	1AA12FJ12†	1BA12FJ12	1 1/16-12	-12	72,1	2.84	41,9	1.65	15,5	0.61	1 1/4	1 1/8
1SA14FJ12	1GA14FJ12	1AA14FJ12	1BA14FJ12	1 3/16-12	-12	72,1	2.84	41,9	1.65	15,5	0.61	1 3/8	1 1/8
1SA16FJ12	1GA16FJ12	1AA16FJ12	1BA16FJ12	1 5/16-12	-12	73,9	2.91	43,7	1.72	15,5	0.61	1 1/2	1 1/4
1SA12FJ16	1GA12FJ16	1AA12FJ16	1BA12FJ16	1 1/16-12	-16	80,0	3.15	45,7	1.80	15,5	0.61	1 1/4	1 3/8
1SA16FJ16	1GA16FJ16	1AA16FJ16†	1BA16FJ16	1 5/16-12	-16	83,6	3.29	49,0	1.93	20,6	0.81	1 1/2	1 3/8
1SA20FJ16	1GA20FJ16	1AA20FJ16	1BA20FJ16	1 5/8-12	-16	80,5	3.17	46,0	1.81	20,6	0.81	2	
1SA16FJ20	1GA16FJ20	—	1BA16FJ20	1 5/16-12	-20	87,9	3.46	43,9	1.73	21,6	0.85	1 1/2	
—	—	1AR16FJ20*	—	1 5/16-12	-20	87,9	3.46	43,9	1.73	21,6	0.85	1 1/2	
—	—	1AV16FJ20**	—	1 5/16-12	-20	87,9	3.46	43,9	1.73	21,6	0.85	1 1/2	
1SA20FJ20	1GA20FJ20	—	1BA20FJ20	1 5/8-12	-20	91,7	3.61	47,8	1.88	26,7	1.05	2	
—	—	1AR20FJ20*†	—	1 5/8-12	-20	91,7	3.61	47,8	1.88	26,7	1.05	2	
—	—	1AV20FJ20**†	—	1 5/8-12	-20	91,7	3.61	47,8	1.88	26,7	1.05	2	
1SA24FJ20	—	—	1BA24FJ20	1 7/8-12	-20	95,5	3.76	51,6	2.03	26,7	1.05	2 1/4	
1SA24FJ24	1GA24FJ24	1AA24FJ24	1BA24FJ24	1 7/8-12	-24	99,1	3.90	52,6	2.07	32,0	1.26	2 1/4	
1SA24FJ32	1GA24FJ32	1AA24FJ32	—	1 7/8-12	-32	103,9	4.09	53,8	2.12	33,3	1.31	2 1/4	
1SA32FJ32	1GA32FJ32	1AA32FJ32	—	2 1/2-12	-32	110,2	4.34	60,7	2.39	44,5	1.75	2 7/8	
—	—	—	1BA32FJ32	2 1/2-12	-32	122,4	4.82	59,2	2.33	44,5	1.75	2 7/8	

* Uses 1-wire braid hose socket.

**Uses 2-wire braid hose socket.

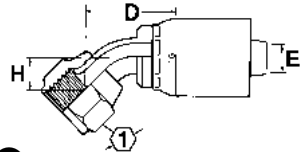
† Also available in stainless steel, add suffix "C" to part number, i.e., 1AA4FJ4C.

Female JIC/SAE 37° Swivel 45° Elbow (FJA)



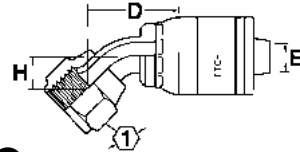
1

Global Nipples for use with Hose:
Clamp: 2661 (-12 thru -20), FC619 (-12 thru -20). **Socket 1SA:** 2681, FC194, FC310, FC510, FC639/FC839B (-4 thru -8), GH194 (-4 thru -20), GH663, GH681. **Socket 1SB:** 2781, FC195, FC466, FC498, FC598, FC579, FC639/FC839B (-10 thru -16), FC735 (-4 thru -20), FC849/FC849B (-06 thru -12), GH120 (-4 thru -20), GH195, GH781 (-04 thru -20), GH793, 2766.



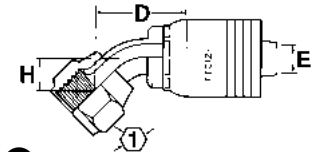
2

Global OTC Fittings for use with Hose: 2583, 2661, FC466, FC498, FC598, FC619, FC699



3

Global TTC Fittings for use with Hose: 2661(-12 thru -32), FC310, FC510, FC579, FC611, FC619 (-12 thru -32), FC639/FC839B, FC693, FC735, FC849/FC849B, GH120, GH194, GH195, GH663, GH681-6, GH781, GH793.



4

Global TTC12 Fittings for use with Hose: FC636, FC659, FC736, GH493.

1 Nipple Part #	2 OTC Part #	3 TTC Part #	4 TTC12 Part #	Thd.	Hose Size	A		D		EØ		H		1
						mm	in	mm	in	mm	in	mm	in	in
1SA4FJA4†	1GA4FJA4†	1AA4FJA4†	—	7/16-20	-04	45,1	1.78	21,7	0.85	3,8	0.15	8,4	0.33	9/16
1SA5FJA4†	1GA5FJA4†	1AA5FJA4†	—	1/2-20	-04	51,8	2.04	28,4	1.12	4,3	0.17	9,4	0.37	5/8
1SA6FJA4	1GA6FJA4	1AA6FJA4	—	9/16-18	-04	53,1	2.09	29,7	1.17	4,3	0.17	9,9	0.39	11/16
1SA6FJA6	1GA6FJA6	1AA6FJA6	—	9/16-18	-06	58,7	2.31	33,3	1.31	6,1	0.24	9,9	0.39	11/16
—	—	—	1BA6FJA6	9/16-18	-06	75,7	2.98	50,3	1.98	6,1	0.24	21,6	0.85	11/16
1SA8FJA6†	1GA8FJA6†	1AA8FJA6†	—	3/4-16	-06	67,3	2.65	42,2	1.66	6,6	0.26	14,0	0.55	7/8
—	—	—	1BA8FJA6	3/4-16	-06	79,5	3.13	54,4	2.14	6,6	0.26	24,1	0.95	7/8
1SA8FJA8†	1GA8FJA8†	1AA8FJA8†	—	3/4-16	-08	71,6	2.82	41,9	1.65	9,4	0.37	14,0	0.55	7/8
—	—	—	1BA8FJA8	3/4-16	-08	83,8	3.30	54,1	2.13	9,4	0.37	24,1	0.95	7/8
1SA10FJA8†	1GA10FJA8†	1AA10FJA8†	—	7/8-14	-08	77,0	3.03	47,2	1.86	9,7	0.38	15,0	0.59	1
—	—	—	1BA10FJA8	7/8-14	-08	85,1	3.35	55,4	2.18	9,4	0.37	25,4	1.00	1
1SA10FJA10†	1GA10FJA10†	1AA10FJA10†	—	7/8-14	-10	74,7	2.94	45,5	1.79	11,7	0.46	15,0	0.59	1
1SA12FJA10	1GA12FJA10	1AA12FJA10	—	1 1/16-12	-10	85,9	3.38	56,4	2.22	12,7	0.50	19,8	0.78	1 1/4
—	—	—	1BA12FJA10	1 1/16-12	-10	96,0	3.78	66,5	2.62	12,7	0.50	29,5	1.16	1 1/4
1SA12FJA12	1GA12FJA12	1AA12FJA12	—	1 1/16-12	-12	87,1	3.43	56,9	2.24	14,7	0.58	19,8	0.78	1 1/4
—	—	—	1BA12FJA12	1 1/16-12	-12	96,8	3.81	66,5	2.62	14,2	0.56	29,5	1.16	1 1/4
1SA20FJA16	1GA20FJA16	1AA20FJA16	—	1 5/8-12	-16	101,6	4.00	67,3	2.65	20,6	0.81	31,0	1.22	2
1SA16FJA16	1GA16FJA16	1AA16FJA16	—	1 5/16-12	-16	95,0	3.74	60,7	2.39	19,3	0.76	27,2	1.07	1 1/2
—	—	—	1BA16FJA16	1 5/16-12	-16	119,6	4.71	85,3	3.36	19,3	0.76	38,9	1.53	1 1/2
1SA20FJA20	1GA20FJA20	—	—	1 5/8-12	-20	112,8	4.44	68,8	2.71	25,7	1.01	31,0	1.22	2
—	—	—	1BA20FJA20	1 5/8-12	-20	138,4	5.45	94,5	3.72	25,7	1.01	43,2	1.70	2
—	—	1AR20FJA20*	—	1 5/8-12	-20	112,8	4.44	68,8	2.71	25,7	1.01	31,0	1.22	2
—	—	1AV20FJA20**	—	1 5/8-12	-20	112,8	4.44	68,8	2.71	25,7	1.01	31,0	1.22	2
—	—	—	1BA24FJA24	1 7/8-12	-24	159,3	6.27	112,8	4.44	30,2	1.19	50,5	1.99	2 1/4

* Uses 1-wire braid hose socket.

** Uses 2-wire braid hose socket.

† Swivel nuts are universal for both SAE 37° and SAE 45° connections.

SPECIALTY &
TRUCK HOSE

LOW & MEDIUM
PRESSURE HOSE

HIGH PRESSURE HOSE

HOSE FITTINGS

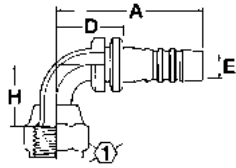
ADAPTERS &
TUBE FITTINGS

ACCESSORIES &
ASSEMBLY INSTRUCTIONS

HOSE ASSEMBLY
EQUIPMENT

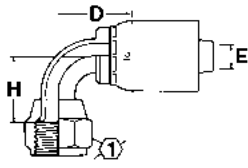
APPENDICES

Female JIC/SAE 37° Swivel 90° Elbow (FJB)



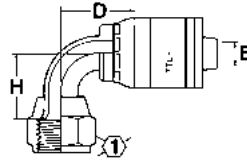
1

Global Nipples for use with Hose:
Clamp: 2661 (-12 thru -20), FC619 (-12 thru -20). **Socket 1SA:** 2681, FC194, FC310, FC510, FC639/FC839B (-4 thru -8), GH194 (-4 thru -20), GH663, GH681. **Socket 1SB:** 2781, FC195, FC466, FC498, FC598, FC579, FC639/FC839B (-10 thru -16), FC735 (-4 thru -20), FC849/FC849B (-06 thru -12), GH120 (-4 thru -20), GH195, GH781 (-04 thru -20), GH793, 2766.



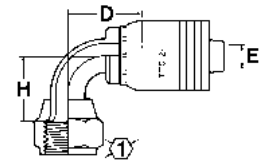
2

Global OTC Fittings for use with Hose: 2583, 2661, FC466, FC498, FC598, FC619, FC699



3

Global TTC Fittings for use with Hose: 2661(-12 thru -32), FC310, FC510, FC579, FC611, FC619 (-12 thru -32), FC639/FC839B, FC693, FC735, FC849/FC849B, GH120, GH194, GH195, GH663, GH681-6, GH781, GH793.



4

Global TTC12 Fittings for use with Hose: FC636, FC659, FC736, GH493.

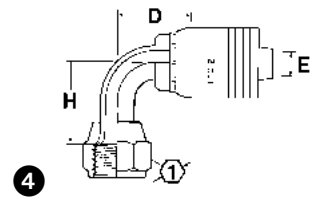
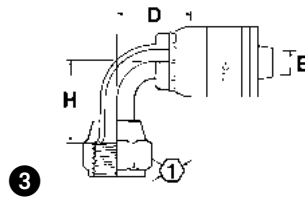
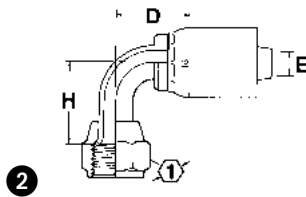
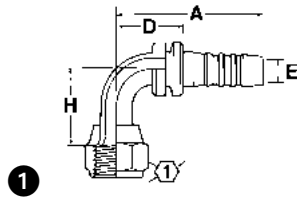
1	2	3	4	Thd.	Hose Size	A		D		EØ		H		Ⓛ
Nipple Part #	OTC Part #	TTC Part #	TTC12 Part #			mm	in	mm	in	mm	in	mm	in	in
1SA4FJB3†	—	—	—	7/16-20	-03	40,6	1.60	23,1	0.91	2,5	0.10	17,3	0.68	9/16
1SA4FJB4†	1GA4FJB4†	1AA4FJB4†	—	7/16-20	-04	46,7	1.84	23,4	0.92	3,8	0.15	17,3	0.68	9/16
1SA5FJB4†	1GA5FJB4†	1AA5FJB4†	—	1/2-20	-04	48,8	1.92	25,4	1.00	4,3	0.17	19,3	0.76	5/8
1SA6FJB4	1GA6FJB4	1AA6FJB4	—	9/16-18	-04	50,8	2.00	27,4	1.08	4,3	0.17	21,3	0.84	11/16
1SA5FJB5†	—	—	—	1/2-20	-05	49,5	1.95	25,7	1.01	4,6	0.18	19,3	0.76	5/8
1SA6FJB6	1GA6FJB6	1AA6FJB6	—	9/16-18	-06	56,1	2.21	31,0	1.22	6,1	0.24	21,3	0.84	11/16
—	—	—	1BA6FJB6	9/16-18	-06	61,2	2.41	36,1	1.42	6,1	0.24	38,1	1.50	11/16
1SA8FJB6†	1GA8FJB6†	1AA8FJB6†	—	3/4-16	-06	61,5	2.42	36,1	1.42	6,6	0.26	27,7	1.09	7/8
—	—	—	1BA8FJB6	3/4-16	-08	68,8	2.71	43,4	1.71	6,6	0.26	47,5	1.87	7/8
1SA6FJB8	1GA6FJB8	1AA6FJB8	—	9/16-18	-08	61,7	2.43	32,0	1.26	6,1	0.24	21,3	0.84	11/16
1SA8FJB8†	1GA8FJB8†	1AA8FJB8†	—	3/4-16	-08	65,8	2.59	36,1	1.42	9,4	0.37	27,7	1.09	7/8
—	—	—	1BA8FJB8	3/4-16	-08	72,9	2.87	43,2	1.70	9,4	0.37	47,5	1.87	7/8
1SA10FJB8†	1GA10FJB8†	1AA10FJB8†	—	7/8-14	-08	70,6	2.78	41,0	1.61	9,7	0.38	30,2	1.19	1
—	—	—	1BA10FJB8	7/8-14	-08	72,9	2.87	43,2	1.70	9,7	0.37	49,0	1.93	1
1SA10FJB10†	1GA10FJB10†	1AA10FJB10†	1BA10FJB10	7/8-14	-10	68,6	2.70	39,4	1.55	11,4	0.45	30,2	1.19	1
1SA12FJB8	—	—	—	1 1/16-12	-08	86,1	3.39	56,4	2.22	9,7	0.38	45,7	1.80	1 1/4
1SA12FJB10	1GA12FJB10	1AA12FJB10	—	1 1/16-12	-10	84,1	3.31	54,9	2.16	12,7	0.50	45,7	1.80	1 1/4
—	—	—	1BA12FJB10	1 1/16-12	-10	84,8	3.34	55,4	2.18	12,7	0.50	69,7	2.35	1 1/4
1SA12FJB12	1GA12FJB12	1AA12FJB12	—	1 1/16-12	-12	85,4	3.36	55,1	2.17	17,4	0.58	45,7	1.80	1 1/4
—	—	—	1BA12FJB12	1 1/16-12	-12	85,6	3.37	55,4	2.18	14,2	0.56	69,7	2.35	1 1/4
1SA16FJB12	1GA16FJB12	1AA16FJB12	—	1 5/16-12	-12	85,6	3.37	55,4	2.18	15,5	0.61	60,7	2.39	1 1/2
—	—	—	1BA16FJB12	1 5/16-12	-12	85,6	3.37	55,4	2.18	14,2	0.56	62,5	2.46	1 1/2
1SA16FJB16	1GA16FJB16	1AA16FJB16	—	1 5/16-12	-16	90,4	3.56	55,9	2.20	19,3	0.76	60,7	2.39	1 1/2
—	—	—	1BA16FJB16	1 5/16-12	-16	103,1	4.06	68,6	2.70	19,3	0.76	77,2	3.04	1 1/2
1SA16FJB20	—	—	—	1 5/16-12	-20	101,6	4.00	57,7	2.27	19,3	0.76	60,7	2.39	1 1/2
1SA20FJB20	1GA20FJB20	—	—	1 5/8-12	-20	108,0	4.25	64,0	2.52	25,7	1.01	69,9	2.75	2
—	—	—	1BA20FJB20	1 5/8-12	-20	120,7	4.75	76,7	3.02	25,7	1.01	86,4	3.40	2
—	—	1AR20FJB20*	—	1 5/8-12	-20	108,0	4.25	64,0	2.52	25,7	1.01	69,9	2.75	2
—	—	1AV20FJB20**	—	1 5/8-12	-20	108,0	4.25	64,0	2.52	25,7	1.01	69,9	2.75	2
—	—	—	1BA24FJB24	1 7/8-12	-24	137,2	5.40	90,9	3.58	30,2	1.19	100,3	3.95	2 1/4
1SA24FJB24	—	1AA24FJB24	—	1 7/8-12	-24	117,6	4.63	71,4	2.81	32,0	1.26	80,5	3.17	2 1/4

* Uses 1-wire braid hose socket.

**Uses 2-wire braid hose socket.

† Swivel nuts are universal for both SAE 37° and SAE 45° connections.

Female JIC/SAE 37° Swivel 90° Long Drop Elbow (FJC)



Global Nipples for use with Hose:
Clamp: 2661 (-12 thru -20), FC619 (-12 thru -20). **Socket 1SA:** 2681, FC194, FC310, FC510, FC639/FC839B (-4 thru -8), GH194 (-4 thru -20), GH663, GH681. **Socket 1SB:** 2781, FC195, FC466, FC498, FC598, FC579, FC639/FC839B (-10 thru -16), FC735 (-4 thru -20), FC849/FC849B (-06 thru -12), GH120 (-4 thru -20), GH195, GH781 (-04 thru -20), GH793, 2766.

Global OTC Fittings for use with Hose: 2583, 2661, FC466, FC498, FC598, FC619, FC699

Global TTC Fittings for use with Hose: 2661(-12 thru -32), FC310, FC510, FC579, FC611, FC619 (-12 thru -32), FC639/FC839B, FC693, FC735, FC849/FC849B, GH120, GH194, GH195, GH663, GH681-6, GH781, GH793.

Global TTC12 Fittings for use with Hose: FC636, FC659, FC736, GH493.

1 Nipple Part #	2 OTC Part #	3 TTC Part #	4 TTC12 Part #	Thd.	Hose Size	A		D		EØ		H		I
						mm	in	mm	in	mm	in	mm	in	
1SA4FJC4†	1GA4FJC4†	1AA4FJC4†	—	7/16-20	-04	46,7	1.84	23,4	0.92	3,8	0.15	45,7	1.80	9/16
1SA5FJC4†	1GA5FJC4†	1AA5FJC4†	—	1/2-20	-04	48,8	1.92	25,4	1.00	4,3	0.17	45,7	1.80	5/8
1SA6FJC4	—	—	—	9/16-18	-04	45,5	1.79	22,1	0.87	4,3	0.17	55,4	2.18	11/16
1SA6FJC6	1GA6FJC6	1AA6FJC6	—	9/16-18	-06	56,4	2.22	31,2	1.23	6,1	0.24	55,4	2.18	11/16
—	—	—	1BA6FJC6	9/16-18	-06	61,5	2.42	36,1	1.42	6,1	0.24	69,3	2.73	11/16
1SA8FJC6†	—	1AA8FJC6†	—	3/4-16	-06	64,5	2.54	39,1	1.54	6,6	0.26	62,2	2.45	7/8
1SA8FJC8†	1GA8FJC8†	1AA8FJC8†	—	3/4-16	-08	68,8	2.71	39,1	1.54	9,4	0.37	62,2	2.45	7/8
—	—	—	1BA8FJC8	3/4-16	-08	72,9	2.87	43,2	1.70	9,4	0.37	84,6	3.33	7/8
1SA10FJC8†	1GA10FJC8†	1AA10FJC8†	—	7/8-14	-08	70,6	2.78	40,9	1.61	9,7	0.38	65,3	2.57	1
—	—	—	1BA10FJC8	7/8-14	-08	70,6	2.78	40,9	1.61	9,7	0.38	65,3	2.57	1
1SA10FJC10	—	1AA10FJC10	—	7/8-14	-10	68,6	2.70	39,1	1.54	11,7	0.46	65,3	2.57	1
1SA12FJC12	1GA12FJC12	1AA12FJC12	—	1 1/16-12	-12	85,3	3.36	55,1	2.17	14,7	0.58	94,0	3.70	1 1/4
—	—	—	1BA12FJC12	1 1/16-12	-12	85,6	3.37	55,4	2.18	14,2	0.56	112,0	4.41	1 1/4
1SA16FJC16	1GA16FJC16	1AA16FJC16	—	1 5/16-12	-16	90,4	3.56	55,9	2.20	19,3	0.76	116,3	4.58	1 1/2
—	—	—	1BA16FJC16	1 5/16-12	-16	103,1	4.06	68,6	2.70	19,3	0.76	133,1	5.24	1 1/2
1SA20FJC20	1GA20FJC20	—	—	1 7/8-12	-20	108,0	4.25	64,0	2.52	25,7	1.01	140,5	5.53	2
—	—	—	1BA20FJC20	1 7/8-12	-20	120,7	4.75	76,7	3.02	25,7	1.01	150,9	5.94	2
—	—	1AR20FJC20*	—	1 7/8-12	-20	108,0	4.25	64,0	2.52	25,7	1.01	140,5	5.53	2
—	—	1AV20FJC20**	—	1 7/8-12	-20	108,0	4.25	64,0	2.52	25,7	1.01	140,5	5.53	2

* Uses 1-wire braid hose socket.

**Uses 2-wire braid hose socket.

† Swivel nuts are universal for both SAE 37° and SAE 45° connections.

SPECIALTY &
TRUCK HOSE

LOW & MEDIUM
PRESSURE HOSE

HIGH PRESSURE HOSE

HOSE FITTINGS

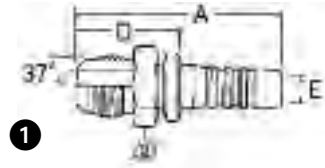
ADAPTERS &
TUBE FITTINGS

ACCESSORIES &
ASSEMBLY INSTRUCTIONS

HOSE ASSEMBLY
EQUIPMENT

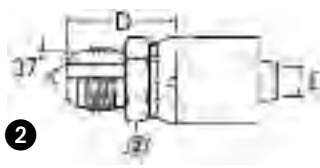
APPENDICES

Male JIC/SAE 37° (MJ)



1

Global Nipples for use with Hose:
Clamp: 2661 (-12 thru -20), FC619 (-12 thru -20). **Socket 1SA:** 2681, FC194, FC310, FC510, FC639/FC839B (-4 thru -8), GH194 (-4 thru -20), GH663, GH681. **Socket 1SB:** 2781, FC195, FC466, FC498, FC598, FC579, FC639/FC839B (-10 thru -16), FC735 (-4 thru -20), FC849/FC849B (-06 thru -12), GH120 (-4 thru -20), GH195, GH781 (-04 thru -20), GH793, 2766.



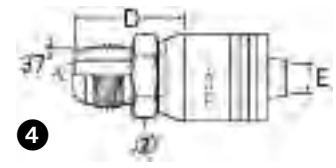
2

Global OTC Fittings for use with Hose: 2583, 2661, FC466, FC498, FC598, FC619, FC699.



3

Global TTC Fittings for use with Hose: 2661(-12 thru -32), FC310, FC510, FC579, FC611, FC619 (-12 thru -32), FC639/FC839B, FC693, FC735, FC849/FC849B, GH120, GH194, GH195, GH663, GH681-6, GH781, GH793.



4

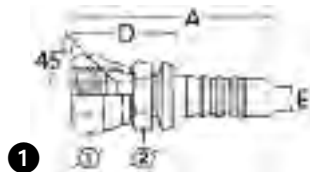
Global TTC12 Fittings for use with Hose: FC636, FC659, FC736, GH493.

1 Nipple Part #	2 OTC Part #	3 TTC Part #	4 TTC12 Part #	Thd.	Hose Size	A		D		EØ		2 in
						mm	in	mm	in	mm	in	
1SA4MJ4	1GA4MJ4	1AA4MJ4	—	7/16-20	-04	50,8	2.00	27,2	1.07	4,3	0.17	9/16
1SA5MJ4	1GA5MJ4	1AA5MJ4	—	1/2-20	-04	46,7	1.84	23,4	0.92	4,3	0.17	9/16
1SA6MJ4	1GA6MJ4	1AA6MJ4	—	9/16-18	-04	47,0	1.85	23,6	0.93	4,3	0.17	5/8
1SA5MJ5	—	—	—	1/2-20	-05	52,6	2.07	28,4	1.12	5,3	0.21	9/16
1SA6MJ5	1GA6MJ5	1AA6MJ5	—	9/16-18	-05	47,8	1.88	23,9	0.94	5,3	0.21	5/8
1SA6MJ6	1GA6MJ6	1AA6MJ6	1BA6MJ6	9/16-18	-06	54,9	2.16	29,7	1.17	6,6	0.26	11/16
1SA8MJ6	1GA8MJ6	1AA8MJ6	1BA8MJ6	3/4-16	-06	53,3	2.10	28,2	1.11	6,6	0.26	13/16
1SA8MJ8	1GA8MJ8	1AA8MJ8	1BA8MJ8	3/4-16	-08	65,3	2.57	35,8	1.41	9,7	0.38	13/16
1SA10MJ8	1GA10MJ8	1AA10MJ8	1BA10MJ8	7/8-14	-08	61,5	2.42	32,0	1.26	9,7	0.38	15/16
1SA12MJ8	1GA12MJ8	1AA12MJ8	1BA12MJ8	1 1/16-12	-08	65,8	2.59	36,1	1.42	9,7	0.38	1 1/8
1SA10MJ10	1GA10MJ10	1AA10MJ10	1BA10MJ10	7/8-14	-10	69,3	2.73	39,9	1.57	12,2	0.48	15/16
1SA12MJ10	1GA12MJ10	1AA12MJ10	1BA12MJ10	1 1/16-12	-10	65,8	2.59	36,3	1.43	12,7	0.50	1 1/8
1SA10MJ12	1GA10MJ12	1AA10MJ12	1BA10MJ12	7/8-14	-12	70,6	2.78	40,4	1.59	12,2	0.48	1 1/8
1SA12MJ12	1GA12MJ12	1AA12MJ12	1BA12MJ12	1 1/16-12	-12	74,7	2.94	44,5	1.75	15,5	0.61	1 1/8
1SA14MJ12	1GA14MJ12	1AA14MJ12	1BA14MJ12	1 3/16-12	-12	69,3	2.73	39,1	1.54	15,5	0.61	1 1/4
1SA16MJ12	1GA16MJ12	1AA16MJ12	1BA16MJ12	1 5/16-12	-12	69,9	2.75	39,6	1.56	15,5	0.61	1 3/8
1SA16MJ16	1GA16MJ16	1AA16MJ16	1BA16MJ16	1 5/16-12	-16	82,6	3.25	48,3	1.90	20,8	0.82	1 3/8
1SA20MJ20	1GA20MJ20	—	1BA20MJ20	1 5/8-12	-20	98,8	3.89	54,9	2.16	26,7	1.05	1 3/4
—	—	1AR20MJ20*	—	1 5/8-12	-20	98,8	3.89	54,9	2.16	26,7	1.05	1 3/4
—	—	1AV20MJ20**	—	1 5/8-12	-20	98,8	3.89	54,9	2.16	26,7	1.05	1 3/4
1SA24MJ24	1GA24MJ24	1AA24MJ24	1BA24MJ24	1 7/8-12	-24	109,5	4.31	63,2	2.49	32,0	1.26	2
1SA32MJ32	1GA32MJ32	1AA32MJ32	—	2 1/2-12	-32	124,2	4.89	73,9	2.91	44,5	1.75	2 5/8

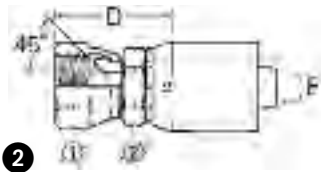
* Uses 1-wire braid hose socket.

**Uses 2-wire braid hose socket.

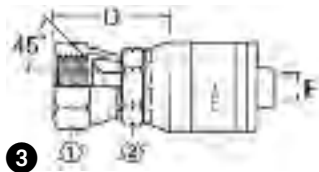
Female SAE 45° Swivel (FS)



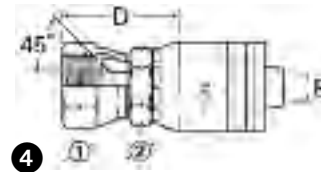
1
Global Nipples for use with Hose:
Clamp: 2661 (-12 thru -20), FC619 (-12 thru -20). **Socket 1SA:** 2681, FC194, FC310, FC510, FC639/FC839B (-4 thru -8), GH194 (-4 thru -20), GH663, GH681. **Socket 1SB:** 2781, FC195, FC466, FC498, FC598, FC579, FC639/FC839B (-10 thru -16), FC735 (-4 thru -20), FC849/FC849B (-06 thru -12), GH120 (-4 thru -20), GH195, GH781 (-04 thru -20), GH793, 2766.



2
Global OTC Fittings for use with Hose: 2583, 2661, FC466, FC498, FC598, FC619, FC699



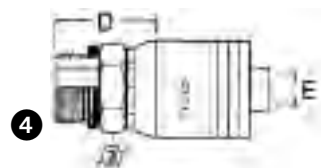
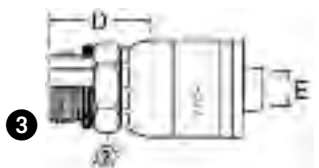
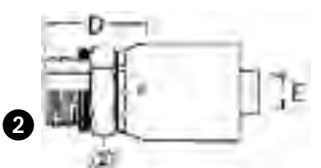
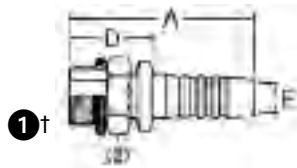
3
Global TTC Fittings for use with Hose: 2661(-12 thru -32), FC310, FC510, FC579, FC611, FC619 (-12 thru -32), FC639/FC839B, FC693, FC735, FC849/FC849B, GH120, GH194, GH195, GH663, GH681-6, GH781, GH793.



4
Global TTC12 Fittings for use with Hose: FC636, FC659, FC736, GH493.

1 Nipple Part #	2 OTC Part #	3 TTC Part #	4 TTC12 Part #	Thd.	Hose Size	A		D		EØ		1	2
						mm	in	mm	in	mm	in	in	in
1SA4FS4	1GA4FS4	1AA4FS4	—	7/16-20	-04	50,8	2.00	27,2	1.07	4,3	0.17	9/16	9/16
1SA5FS4	1GA5FS4	1AA5FS4	—	1/2-20	-04	50,3	1.98	26,9	1.06	4,3	0.17	5/8	9/16
1SA4FS6	1GA4FS6	1AA4FS6	1BA4FS6	7/16-20	-06	55,6	2.19	30,2	1.19	4,8	0.19	9/16	11/16
1SA6FS6	1GA6FS6	1AA6FS6	1BA6FS6	5/8-18	-06	58,7	2.31	33,3	1.31	6,6	0.26	3/4	11/16
1SA8FS6	1GA8FS6	1AA8FS6	1BA8FS6	3/4-16	-06	58,7	2.31	33,3	1.31	6,6	0.26	7/8	11/16
1SA8FS8	1GA8FS8	1AA8FS8	1BA8FS8	3/4-16	-08	66,8	2.63	37,1	1.46	9,7	0.38	7/8	13/16
1SA10FS8	1GA10FS8	1AA10FS8	1BA10FS8	7/8-14	-08	67,1	2.64	37,3	1.47	9,7	0.38	1	13/16
1SA10FS10	1GA10FS10	—	—	7/8-14	-10	70,4	2.77	40,9	1.61	12,7	0.50	1	15/16
1SA12FS10	—	1AA12FS10	1BA12FS10	1 1/16-14	-10	69,1	2.72	39,9	1.57	12,7	0.50	1 1/4	1 1/16
1SA12FS12	1GA12FS12	1AA12FS12	1BA12FS12	1 1/16-14	-12	72,1	2.84	41,9	1.65	15,5	0.61	1 1/4	1 1/8

Male Boss O-Ring (MB)

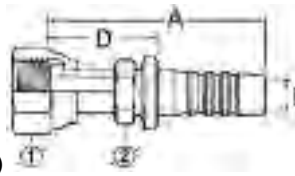


1† Nipple Part #	2 OTC Part #	3 TTC Part #	4 TTC12 Part #	Thd.	Hose Size	A		D		EØ		2
						mm	in	mm	in	mm	in	in
1SA4MB4	1GA4MB4	1AA4MB4	—	7/16-20	-04	46,7	1.84	23,4	0.92	4,3	0.17	9/16
1SA5MB4	1GA5MB4	1AA5MB4	—	1/2-20	-04	46,7	1.84	23,4	0.92	4,3	0.17	5/8
1SA6MB4	1GA6MB4	1AA6MB4	—	9/16-18	-04	45,2	1.78	21,8	0.86	4,3	0.17	11/16
1SA6MB6	1GA6MB6	1AA6MB6	1BA6MB6	9/16-18	-06	50,8	2.00	25,4	1.00	6,6	0.26	11/16
1SA8MB6	1GA8MB6	1AA8MB6	1BA8MB6	3/4-16	-06	50,0	1.97	24,9	0.98	6,6	0.26	7/8
1SA8MB8	1GA8MB8	1AA8MB8	1BA8MB8	3/4-16	-08	59,9	2.36	30,2	1.19	9,7	0.38	7/8
1SA10MB8	1GA10MB8	1AA10MB8	1BA10MB8	7/8-14	-08	57,4	2.26	27,7	1.09	9,7	0.38	1
1SA12MB8	1GA12MB8	1AA12MB8	1BA12MB8	1 1/16-12	-08	60,7	2.39	31,0	1.22	9,7	0.38	1 1/4
1SA10MB10	1GA10MB10	1AA10MB10	1BA10MB10	7/8-14	-10	62,7	2.47	33,3	1.31	12,7	0.50	1
1SA12MB10	1GA12MB10	1AA12MB10	1BA12MB10	1 1/16-12	-10	60,7	2.39	31,2	1.23	12,7	0.50	1 1/4
1SA12MB12	1GA12MB12	1AA12MB12	1BA12MB12	1 1/16-12	-12	62,0	2.44	31,8	1.25	15,5	0.61	1 1/4
1SA16MB12	1GA16MB12	1AA16MB12	1BA16MB12	1 5/16-12	-12	65,0	2.56	34,8	1.37	15,5	0.61	1 1/2
1SA16MB16	1GA16MB16	1AA16MB16	1BA16MB16	1 5/16-12	-16	69,6	2.74	35,3	1.39	20,8	0.82	1 1/2
1SA20MB20	1GA20MB20	—	1BA20MB20	1 5/8-12	-20	92,2	3.63	48,3	1.90	26,7	1.05	1 7/8
—	—	1AR20MB20*	—	1 5/8-12	-20	92,2	3.63	48,3	1.90	26,7	1.05	1 7/8
—	—	1AV20MB20**	—	1 5/8-12	-20	92,2	3.63	48,3	1.90	26,7	1.05	1 7/8
1SA24MB24	1GA24MB24	1AA24MB24	1BA24MB24	1 7/8-12	-24	92,2	3.63	46,0	1.81	32,0	1.26	2 1/8

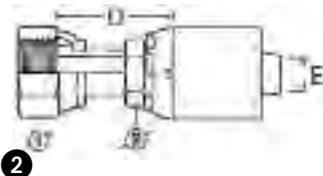
* Uses 1-wire braid hose socket.
 ** Uses 2-wire braid hose socket.

† Nipples do not include O-ring. See pages 194, 195 for o-rings.

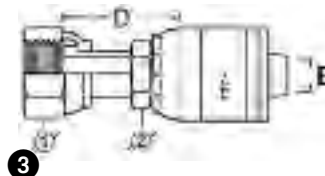
Female ORS Swivel (FR)



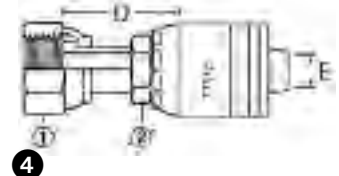
Global Nipples for use with Hose:
Clamp: 2661 (-12 thru -20), FC619 (-12 thru -20). **Socket 1SA:** 2681, FC194, FC310, FC510, FC639/FC839B (-4 thru -8), GH194 (-4 thru -20), GH663, GH681. **Socket 1SB:** 2781, FC195, FC466, FC498, FC598, FC579, FC639/FC839B (-10 thru -16), FC735 (-4 thru -20), FC849/FC849B (-06 thru -12), GH120 (-4 thru -20), GH195, GH781 (-04 thru -20), GH793, 2766.



Global OTC Fittings for use with Hose: 2583, 2661, FC466, FC498, FC598, FC619, FC699



Global TTC Fittings for use with Hose: 2661(-12 thru -32), FC310, FC510, FC579, FC611, FC619 (-12 thru -32), FC639/FC839B, FC693, FC735, FC849/FC849B, GH120, GH194, GH195, GH663, GH681-6, GH781, GH793.



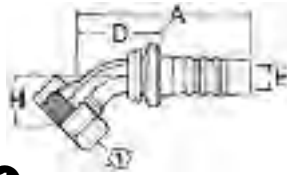
Global TTC12 Fittings for use with Hose: FC636, FC659, FC736, GH493.

① Nipple Part #	② OTC Part #	③ TTC Part #	④ TTC12 Part #	Thd.	Hose Size	A		D		EØ		①	②
						mm	in	mm	in	mm	in	in	in
1SA4FR4	1GA4FR4	1AA4FR4	—	9/16-18	-04	49,5	1.95	26,2	1.03	4,3	0.17	11/16	9/16
1SA6FR4	1GA6FR4	1AA6FR4	—	11/16-16	-04	51,8	2.04	28,4	1.12	4,3	0.17	13/16	5/8
1SA4FR6	1GA4FR6	1AA4FR6	1BA4FR6	9/16-18	-06	54,4	2.14	29,2	1.15	4,3	0.17	11/16	11/16
1SA6FR6	1GA6FR6	1AA6FR6	1BA6FR6	11/16-16	-06	56,6	2.23	31,5	1.24	6,6	0.26	13/16	11/16
1SA8FR6	1GA8FR6	1AA8FR6	1BA8FR6	13/16-16	-06	58,9	2.32	33,5	1.32	6,6	0.26	15/16	13/16
1SA6FR8	1GA6FR8	1AA6FR8	1BA6FR8	11/16-16	-08	63,8	2.51	34,0	1.34	6,6	0.26	13/16	7/8
1SA8FR8	1GA8FR8	1AA8FR8	1BA8FR8	13/16-16	-08	67,8	2.67	38,1	1.50	9,7	0.38	15/16	7/8
1SA10FR8	1GA10FR8	1AA10FR8	1BA10FR8	1-14	-08	67,1	2.64	37,3	1.47	9,7	0.38	11/8	15/16
1SA12FR8	1GA12FR8	1AA12FR8	1BA12FR8	13/16-12	-08	71,1	2.80	41,4	1.63	9,7	0.38	13/8	11/8
1SA8FR10	1GA8FR10	1AA8FR10	1BA8FR10	13/16-16	-10	67,8	2.67	38,4	1.51	9,7	0.38	15/16	15/16
1SA10FR10	1GA10FR10	1AA10FR10	1BA10FR10	1-14	-10	70,1	2.76	40,9	1.61	12,2	0.48	11/8	15/16
1SA12FR10	1GA12FR10	1AA12FR10	1BA12FR10	13/16-12	-10	70,9	2.79	41,4	1.63	12,7	0.50	13/8	11/8
1SA10FR12	1GA10FR12	1AA10FR12	1BA10FR12	1-14	-12	71,4	2.81	41,4	1.62	12,2	0.48	11/8	11/8
1SA12FR12	1GA12FR12	1AA12FR12	1BA12FR12	13/16-12	-12	73,9	2.91	43,7	1.72	15,5	0.61	13/8	11/8
1SA16FR12	1GA16FR12	1AA16FR12	1BA16FR12	17/16-12	-12	75,7	2.98	45,5	1.79	15,5	0.61	15/8	13/8
1SA12FR16	1GA12FR16	1AA12FR16	1BA12FR16	13/16-12	-16	81,8	3.22	47,2	1.86	15,5	0.61	13/8	13/8
1SA16FR16	1GA16FR16	1AA16FR16	1BA16FR16	17/16-12	-16	83,6	3.29	49,3	1.94	20,6	0.81	15/8	13/8
1SA20FR16	1GA20FR16	1AA20FR16	1BA20FR16	111/16-12	-16	82,6	3.25	48,3	1.90	20,6	0.81	17/8	15/8
1SA20FR20	1GA20FR20	—	1BA20FR20	111/16-12	-20	103,4	4.07	59,2	2.33	25,9	1.02	17/8	13/4
—	—	1AR20FR20*	—	111/16-12	-20	103,4	4.07	59,2	2.33	25,9	1.02	17/8	13/4
—	—	1AV20FR20**	—	111/16-12	-20	103,4	4.07	59,2	2.33	25,9	1.02	17/8	13/4
1SA24FR20	1GA24FR20	—	—	2-12	-20	98,6	3.88	54,6	2.15	26,7	1.05	21/4	113/16
—	—	1AR24FR20*	—	2-12	-20	98,6	3.88	54,6	2.15	26,7	1.05	21/4	113/16
—	—	1AV24FR20**	—	2-12	-20	98,6	3.88	54,6	2.15	26,7	1.05	21/4	113/16
—	—	—	1BA24FR20	2-12	-20	95,0	3.74	55,6	2.19	26,7	1.05	21/4	2
1SA24FR24	1GA24FR24	1AA24FR24	—	2-12	-24	102,1	4.02	55,6	2.19	32,0	1.26	21/4	2
—	—	—	1BA24FR24	2-12	-24	99,8	3.93	56,1	2.21	32,0	1.26	21/4	2

* Uses 1-wire braid hose socket.

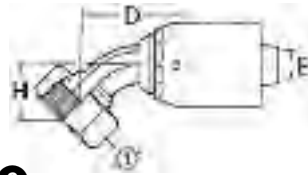
**Uses 2-wire braid hose socket.

Female ORS Swivel 45° Elbow (FRA)



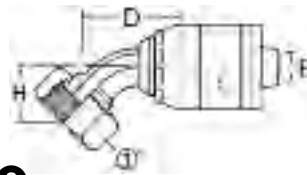
1

Global Nipples for use with Hose:
Clamp: 2661 (-12 thru -20), FC619 (-12 thru -20). **Socket 1SA:** 2681, FC194, FC310, FC510, FC639/FC839B (-4 thru -8), GH194 (-4 thru -20), GH663, GH681. **Socket 1SB:** 2781, FC195, FC466, FC498, FC598, FC579, FC639/FC839B (-10 thru -16), FC735 (-4 thru -20), FC849/FC849B (-06 thru -12), GH120 (-4 thru -20), GH195, GH781 (-04 thru -20), GH793, 2766.



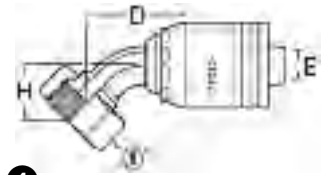
2

Global OTC Fittings for use with Hose: 2583, 2661, FC466, FC498, FC598, FC619, FC699



3

Global TTC Fittings for use with Hose: 2661(-12 thru -32), FC310, FC510, FC579, FC611, FC619 (-12 thru -32), FC639/FC839B, FC693, FC735, FC849/FC849B, GH120, GH194, GH195, GH663, GH681-6, GH781, GH793.



4

Global TTC12 Fittings for use with Hose: FC636, FC659, FC736, GH493.

1 Nipple Part #	2 OTC Part #	3 TTC Part #	4 TTC12 Part #	Thd.	Hose Size	A		D		EØ		H		
						mm	in	mm	in	mm	in	mm	in	in
1SA4FRA4	1GA4FRA4	1AA4FRA4	—	9/16-18	-04	53,8	2.12	30,5	1.20	4,3	0.17	10,2	0.40	11/16
1SA6FRA4	1GA6FRA4	1AA6FRA4	—	11/16-16	-04	58,4	2.30	35,1	1.38	4,3	0.17	10,9	0.43	13/16
1SA4FRA6	1GA4FRA6	1AA4FRA6	—	9/16-18	-06	58,4	2.30	33,0	1.30	4,3	0.17	10,4	0.41	11/16
1SA6FRA6	1GA6FRA6	1AA6FRA6	1BA6FRA6	11/16-16	-06	61,7	2.43	36,3	1.43	6,6	0.26	10,9	0.43	13/16
1SA8FRA6	1GA8FRA6	1AA8FRA6	1BA8FRA6	13/16-16	-06	69,6	2.74	44,2	1.74	6,6	0.26	15,0	0.59	15/16
1SA6FRA8	—	1AA6FRA8	—	11/16-16	-08	67,3	2.65	37,6	1.48	6,6	0.26	10,9	0.43	13/16
1SA8FRA8	1GA8FRA8	1AA8FRA8	1BA8FRA8	13/16-16	-08	75,2	2.96	45,5	1.79	9,1	0.36	15,0	0.59	15/16
1SA10FRA8	1GA10FRA8	1AA10FRA8	1BA10FRA8	1-14	-08	80,8	3.18	51,1	2.01	9,7	0.38	16,5	0.65	1 1/8
1SA12FRA8	1GA12FRA8	1AA12FRA8	—	1 3/16-12	-08	89,2	3.51	59,4	2.34	9,7	0.38	21,1	0.83	1 3/8
1SA10FRA10	1GA10FRA10	1AA10FRA10	1BA10FRA10	1-14	-10	77,5	3.05	51,1	2.01	11,4	0.45	16,5	0.65	1 1/8
1SA12FRA10	—	1AA12FRA10	—	1 3/16-12	-10	89,4	3.52	59,9	2.36	12,7	0.50	21,1	0.83	1 3/8
1SA12FRA12	1GA12FRA12	1AA12FRA12	1BA12FRA12	1 3/16-12	-12	90,7	3.57	60,5	2.38	14,0	0.55	21,1	0.83	1 3/8
1SA16FRA12	1GA16FRA12	1AA16FRA12	—	1 7/16-12	-12	102,6	4.04	72,4	2.85	15,5	0.61	23,9	0.94	1 5/8
1SA16FRA16	1GA16FRA16	1AA16FRA16	1BA16FRA16	1 7/16-12	-16	107,4	4.23	73,2	2.88	19,8	0.78	23,9	0.94	1 5/8
1SA20FRA20	1GA20FRA20	—	1BA20FRA20	1 11/16-12	-20	129,5	5.10	85,6	3.37	25,9	1.02	25,4	1.00	1 7/8
—	—	1AR20FRA20*	—	1 11/16-12	-20	129,5	5.10	85,6	3.37	25,9	1.02	25,4	1.00	1 7/8
—	—	1AV20FRA20**	—	1 11/16-12	-20	129,5	5.10	85,6	3.37	25,9	1.02	25,4	1.00	1 7/8
1SA24FRA20	1GA24FRA20	—	—	2-12	-20	139,4	5.49	95,5	3.76	25,7	1.01	27,2	1.07	2 1/4
—	—	1AR24FRA20*	—	2-12	-20	139,4	5.49	95,5	3.76	25,7	1.01	27,2	1.07	2 1/4
—	—	1AV24FRA20**	—	2-12	-20	139,4	5.49	95,5	3.76	25,7	1.01	27,2	1.07	2 1/4
1SA24FRA24	1GA24FRA24	1AA24FRA24	—	2-12	-24	115,3	4.54	68,8	2.71	32,0	1.26	27,2	1.07	2 1/4

* Uses 1-wire braid hose socket.

**Uses 2-wire braid hose socket.

SPECIALTY &
TRUCK HOSE

LOW & MEDIUM
PRESSURE HOSE

HIGH PRESSURE HOSE

HOSE FITTINGS

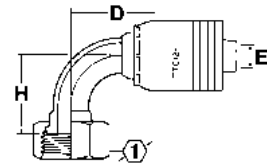
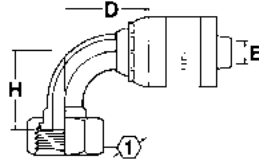
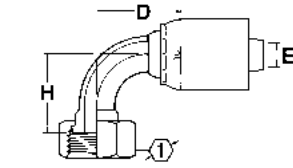
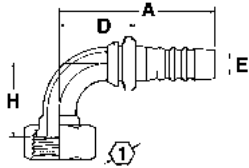
ADAPTERS &
TUBE FITTINGS

ACCESSORIES &
ASSEMBLY INSTRUCTIONS

HOSE ASSEMBLY
EQUIPMENT

APPENDICES

Female ORS Swivel 90° Short Drop Elbow (FRB)



1
Global Nipples for use with Hose:
Clamp: 2661 (-12 thru -20), FC619 (-12 thru -20). **Socket 1SA:** 2681, FC194, FC310, FC510, FC639/FC839B (-4 thru -8), GH194 (-4 thru -20), GH663, GH681. **Socket 1SB:** 2781, FC195, FC466, FC498, FC598, FC579, FC639/FC839B (-10 thru -16), FC735 (-4 thru -20), FC849/FC849B (-06 thru -12), GH120 (-4 thru -20), GH195, GH781 (-04 thru -20), GH793, 2766.

2
Global OTC Fittings for use with Hose: 2583, 2661, FC466, FC498, FC598, FC619, FC699

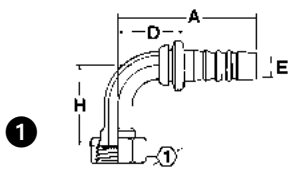
3
Global TTC Fittings for use with Hose: 2661(-12 thru -32), FC310, FC510, FC579, FC611, FC619 (-12 thru -32), FC639/FC839B, FC693, FC735, FC849/FC849B, GH120, GH194, GH195, GH663, GH681-6, GH781, GH793.

4
Global TTC12 Fittings for use with Hose: FC636, FC659, FC736, GH493.

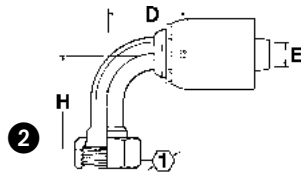
1	2	3	4	Thd.	Hose Size	A		D		EØ		H		1
Nipple Part #	OTC Part #	TTC Part #	TTC12 Part #			mm	in	mm	in	mm	in	mm	in	in
1SA4FRB4	1GA4FRB4	1AA4FRB4	—	9/16-18	-04	53,1	2.09	29,7	1.17	4,3	0.17	20,8	0.82	11/16
1SA6FRB4	1GA6FRB4	1AA6FRB4	—	11/16-16	-04	56,4	2.22	33,0	1.30	4,3	0.17	22,9	0.90	13/16
1SA8FRB4	—	—	—	13/16-16	-04	60,2	2.37	36,8	1.45	4,3	0.17	30,2	1.19	15/16
1SA4FRB6	1GA4FRB6	1AA4FRB6	—	9/16-18	-06	56,1	2.21	30,7	1.21	4,3	0.17	20,8	0.82	11/16
1SA6FRB6	1GA6FRB6	1AA6FRB6	1BA6FRB6	11/16-16	-06	59,4	2.34	34,0	1.34	6,6	0.26	22,9	0.90	13/16
1SA8FRB6	1GA8FRB6	1AA8FRB6	1BA8FRB6	13/16-16	-06	66,5	2.62	41,4	1.62	6,6	0.26	29,2	1.15	15/16
1SA6FRB8	1GA6FRB8	1AA6FRB8	1BA6FRB8	11/16-16	-08	65,0	2.56	35,3	1.39	6,6	0.26	22,9	0.90	13/16
1SA8FRB8	1GA8FRB8	1AA8FRB8	1BA8FRB8	13/16-16	-08	72,1	2.84	42,4	1.67	9,1	0.36	29,2	1.15	15/16
1SA10FRB8	1GA10FRB8	1AA10FRB8	1BA10FRB8	1-14	-08	78,0	3.07	48,5	1.91	9,7	0.38	32,3	1.27	1 1/8
1SA12FRB8	1GA12FRB8	1AA12FRB8	1BA12FRB8	13/16-12	-08	87,6	3.45	57,9	2.28	9,7	0.38	47,8	1.88	1 3/8
1SA10FRB10	1GA10FRB10	1AA10FRB10	1BA10FRB10	1-14	-10	78,0	3.07	48,5	1.91	11,4	0.45	32,3	1.27	1 1/8
1SA12FRB10	1GA12FRB10	1AA12FRB10	1BA12FRB10	13/16-12	-10	87,4	3.44	58,2	2.29	12,7	0.50	47,8	1.88	1 3/8
1SA10FRB12	1GA10FRB12	1AA10FRB12	—	1-14	-12	79,0	3.11	49,0	1.93	11,4	0.45	32,3	1.27	1 1/8
1SA12FRB12	1GA12FRB12	1AA12FRB12	1BA12FRB12	13/16-12	-12	88,6	3.49	58,4	2.30	14,0	0.55	47,8	1.88	1 3/8
1SA16FRB12	1GA16FRB12	1AA16FRB12	1BA16FRB12	17/16-12	-12	102,6	4.04	72,4	2.85	15,5	0.61	56,1	2.21	1 5/8
1SA16FRB16	1GA16FRB16	1AA16FRB16	1BA16FRB16	17/16-12	-16	107,2	4.22	72,9	2.87	20,6	0.81	56,1	2.21	1 5/8
1SA20FRB16	1GA20FRB16	1AA20FRB16	—	1 11/16-12	-16	123,2	4.85	89,0	3.50	20,6	0.81	63,8	2.51	1 7/8
1SA20FRB20	1GA20FRB20	—	1BA20FRB20	1 11/16-12	-20	134,6	5.30	90,7	3.57	25,9	1.02	63,8	2.51	1 7/8
—	—	1AR20FRB20*	—	1 11/16-12	-20	134,6	5.30	90,7	3.57	25,9	1.02	63,8	2.51	1 7/8
—	—	1AV20FRB20**	—	1 11/16-12	-20	134,6	5.30	90,7	3.57	25,9	1.02	63,8	2.51	1 7/8
1SA24FRB24	1GA24FRB24	1AA24FRB24	—	2-12	-24	117,6	4.63	71,4	2.81	32,0	1.26	68,6	2.70	2 1/4

* Uses 1-wire braid hose socket.
**Uses 2-wire braid hose socket.

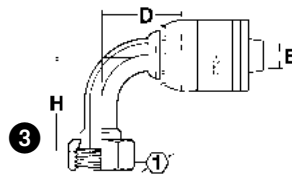
Female ORS Swivel 90° Long Drop Elbow (FRC)



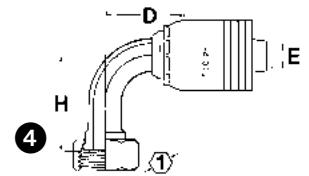
Global Nipples for use with Hose:
Clamp: 2661 (-12 thru -20), FC619 (-12 thru -20). **Socket 1SA:** 2681, FC194, FC310, FC510, FC639/FC839B (-4 thru -8), GH194 (-4 thru -20), GH663, GH681. **Socket 1SB:** 2781, FC195, FC466, FC498, FC598, FC579, FC639/FC839B (-10 thru -16), FC735 (-4 thru -20), FC849/FC849B (-06 thru -12), GH120 (-4 thru -20), GH195, GH781 (-04 thru -20), GH793, 2766.



Global OTC Fittings for use with Hose: 2583, 2661, FC466, FC498, FC598, FC619, FC699



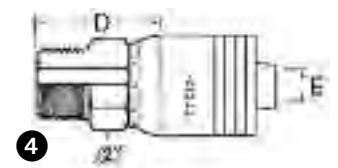
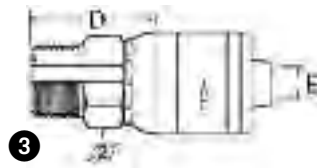
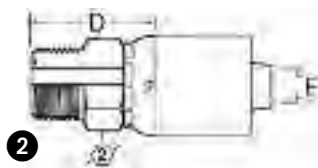
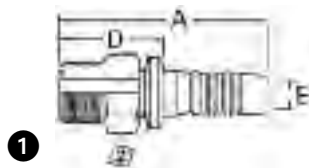
Global TTC Fittings for use with Hose: 2661(-12 thru -32), FC310, FC510, FC579, FC611, FC619 (-12 thru -32), FC639/FC839B, FC693, FC735, FC849/FC849B, GH120, GH194, GH195, GH663, GH681-6, GH781, GH793.



Global TTC12 Fittings for use with Hose: FC636, FC659, FC736, GH493.

1 Nipple Part #	2 OTC Part #	3 TTC Part #	4 TTC12 Part #	Thd.	Hose Size	A		D		EØ		H		in
						mm	in	mm	in	mm	in	mm	in	
1SA4FRC4	1GA4FRC4	1AA4FRC4	—	9/16-18	-04	53,1	2.09	29,7	1.17	4,3	0.17	45,7	1.80	11/16
1SA6FRC4	1GA6FRC4	1AA6FRC4	—	11/16-16	-04	56,4	2.22	33,0	1.30	4,3	0.17	54,1	2.13	13/16
1SA8FRC4	1GA8FRC4	1AA8FRC4	—	13/16-16	-04	65,8	2.59	42,4	1.67	4,3	0.17	64,8	2.55	15/16
1SA6FRC6	1GA6FRC6	1AA6FRC6	1BA6FRC6	11/16-16	-06	59,4	2.34	34,0	1.34	6,1	0.24	54,1	2.13	13/16
1SA8FRC6	1GA8FRC6	1AA8FRC6	1BA8FRC6	13/16-16	-06	68,8	2.71	43,4	1.71	6,6	0.26	64,8	2.55	15/16
1SA8FRC8	1GA8FRC8	1AA8FRC8	1BA8FRC8	13/16-16	-08	72,9	2.87	43,2	1.70	9,4	0.37	64,8	2.55	15/16
1SA10FRC8	1GA10FRC8	1AA10FRC8	—	1-14	-08	78,0	3.07	48,5	1.91	9,7	0.38	70,1	2.76	1 1/8
1SA10FRC10	1GA10FRC10	1AA10FRC10	—	1-14	-10	78,0	3.07	48,5	1.91	11,7	0.46	70,1	2.76	1 1/8
1SA12FRC12	1GA12FRC12	1AA12FRC12	1BA12FRC12	1 3/16-12	-12	88,4	3.48	58,2	2.29	14,2	0.56	96,0	3.78	1 3/8
1SA16FRC12	—	1AA16FRC12	—	1 7/16-12	-12	102,6	4.04	72,4	2.85	15,5	0.61	114,3	4.50	1 5/8
1SA16FRC16	1GA16FRC16	1AA16FRC16	1BA16FRC16	1 7/16-12	-16	107,2	4.22	72,6	2.86	19,8	0.78	114,3	4.50	1 5/8
1SA20FRC20	1GA20FRC20	—	1BA20FRC20	1 11/16-12	-20	134,6	5.30	90,7	3.57	25,7	1.01	129,3	5.09	1 7/8
—	—	1AR20FRC20*	—	1 11/16-12	-20	134,6	5.30	90,7	3.57	25,7	1.01	129,3	5.09	1 7/8
—	—	1AV20FRC20**	—	1 11/16-12	-20	134,6	5.30	90,7	3.57	25,7	1.01	129,3	5.09	1 7/8
1SA24FRC24	1GA24FRC24	1AA24FRC24	—	2-12	-24	117,6	4.63	71,4	2.81	32,0	1.26	140,7	5.54	2 1/4

Male ORS (MR)†



1† Nipple Part #	2† OTC Part #	3† TTC Part #	4† TTC12 Part #	Thd.	Hose Size	A		D		EØ		in
						mm	in	mm	in	mm	in	
1SA4MR4	1GA4MR4	1AA4MR4	—	9/16-18	-04	45,2	1.78	21,8	0.86	4,3	0.17	5/8
1SA6MR6	1GA6MR6	1AA6MR6	1BA6MR6	11/16-16	-06	50,5	1.99	25,1	0.99	6,6	0.26	3/4
1SA8MR6	1GA8MR6	1AA8MR6	1BA8MR6	13/16-16	-06	49,5	1.95	24,1	0.95	6,6	0.26	7/8
1SA8MR8	1GA8MR8	1AA8MR8	1BA8MR8	13/16-16	-08	58,4	2.30	28,7	1.13	9,7	0.38	7/8
1SA12MR12	1GA12MR12	1AA12MR12	1BA12MR12	1 3/16-12	-12	66,8	2.63	36,6	1.44	15,5	0.61	1 1/4
1SA16MR12	1GA16MR12	1AA16MR12	1BA16MR12	1 7/16-12	-12	64,3	2.53	34,0	1.34	15,5	0.61	1 1/2
1SA16MR16	—	—	—	1 7/16-12	-16	76,2	3.00	41,7	1.64	20,6	0.81	1 1/2

* Uses 1-wire braid hose socket.

**Uses 2-wire braid hose socket.

† Does not include O-ring. See pages 194, 195 for o-rings.

Male Staplok® (SL)

SPECIALTY & TRUCK HOSE

LOW & MEDIUM PRESSURE HOSE

HIGH PRESSURE HOSE

HOSE FITTINGS

ADAPTERS & TUBE FITTINGS

ACCESSORIES & ASSEMBLY INSTRUCTIONS

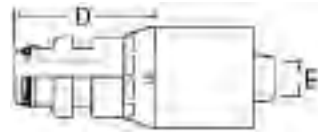
HOSE ASSEMBLY EQUIPMENT

APPENDICES



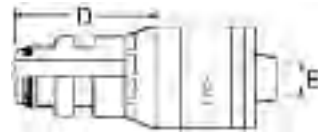
1

Global Nipples for use with Hose:
Clamp: 2661 (-12 thru -20), FC619 (-12 thru -20). **Socket 1SA:** 2681, FC194, FC310, FC510, FC639/FC839B (-4 thru -8), GH194 (-4 thru -20), GH663, GH681. **Socket 1SB:** 2781, FC195, FC466, FC498, FC598, FC579, FC639/FC839B (-10 thru -16), FC735 (-4 thru -20), FC849/FC849B (-06 thru -12), GH120 (-4 thru -20), GH195, GH781 (-04 thru -20), GH793, 2766.



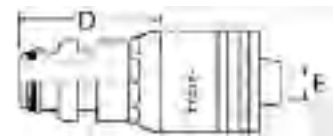
2

Global OTC Fittings for use with Hose: 2583, 2661, FC466, FC498, FC619, FC699



3

Global TTC Fittings for use with Hose: 2661(-12 thru -32), FC310, FC510, FC579, FC611, FC619 (-12 thru -32), FC639/FC839B, FC693, FC735, FC849/FC849B, GH120, GH194, GH195, GH663, GH681-6, GH781, GH793.

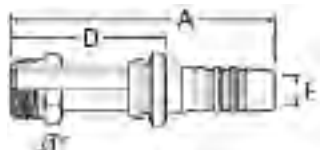


4

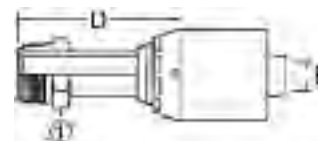
Global TTC12 Fittings for use with Hose: FC636, FC659, FC736, GH493.

Nipple Part #	OTC Part #	TTC Part #	TTC12 Part #	Thd.	Hose Size	A		D		EØ	
						mm	in	mm	in	mm	in
1S4SL4	1G4SL4	1A4SL4	—	—	-04	55,4	2.18	32,0	1.26	4,3	0.17
1S6SL6	1G6SL6	1A6SL6	1B6SL6	—	-06	58,4	2.30	33,0	1.30	6,6	0.26
1S8SL6	1G8SL6	1A8SL6	1B8SL6	—	-06	58,4	2.30	33,0	1.30	6,6	0.26
1S8SL8	1G8SL8	1A8SL8	1B8SL8	—	-08	64,0	2.52	34,3	1.35	9,7	0.38
1S12SL12	1G12SL12	1A12SL12	1B12SL12	—	-12	65,0	2.56	34,8	1.37	15,5	0.61
1S16SL16	1G16SL16	1A16SL16	1B16SL16	—	-16	74,9	2.95	40,6	1.60	20,6	0.81
1S20SL20	1G20SL20	—	1B20SL20	—	-20	86,4	3.40	42,4	1.67	26,7	1.05
—	—	1AP20SL20*	—	—	-20	86,4	3.40	42,4	1.67	26,7	1.05
—	—	1AT20SL20**	—	—	-20	86,4	3.40	42,4	1.67	26,7	1.05
1S32SL32	1G32SL32	1A32SL32	—	—	-32	98,3	3.87	48,0	1.89	44,5	1.75

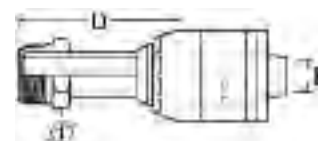
Male SAE Inverted Flare Swivel (MF)



1



2



3



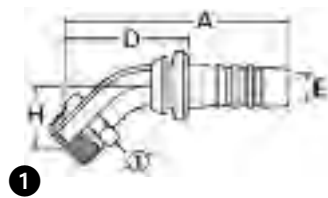
4

Nipple Part #	OTC Part #	TTC Part #	TTC12 Part #	Thd.	Hose Size	A		D		EØ		①
						mm	in	mm	in	mm	in	
1SA4MF3	—	—	—	7/16-24	-03	54,6	2.15	37,1	1.46	2,5	0.10	7/16
1SA3MF4	—	1AA3MF4	—	3/8-24	-04	61,5	2.42	38,1	1.50	2,5	0.10	3/8
1SA4MF4	1GA4MF4	1AA4MF4	—	7/16-24	-04	60,7	2.39	37,1	1.46	4,3	0.17	7/16
1SA5MF4	—	1AA5MF4	—	1/2-20	-04	60,7	2.39	37,1	1.46	4,3	0.17	1/2
1SA5MF6	1GA5MF6	1AA5MF6	—	1/2-20	-06	66,0	2.60	40,9	1.61	6,1	0.24	1/2
1SA4MF6	—	1AA4MF6	—	7/16-24	-06	64,3	2.53	38,9	1.53	4,3	0.17	7/16
1SA6MF6	1GA6MF6	1AA6MF6	—	5/8-18	-06	66,0	2.60	40,9	1.61	6,6	0.26	5/8
1SA8MF8	1GA8MF8	1AA8MF8	—	3/4-18	-08	70,9	2.79	41,4	1.62	9,7	0.38	3/4

* Uses 1-wire braid hose socket.

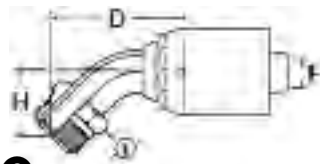
**Uses 2-wire braid hose socket.

Male SAE Inverted Flare Swivel 45° Elbow (MFA)



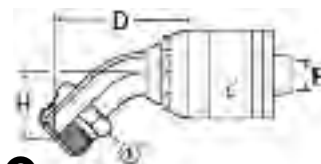
1

Global Nipples for use with Hose:
Clamp: 2661 (-12 thru -20), FC619 (-12 thru -20). **Socket 1SA:** 2681, FC194, FC310, FC510, FC639/FC839B (-4 thru -8), GH194 (-4 thru -20), GH663, GH681. **Socket 1SB:** 2781, FC195, FC466, FC498, FC598, FC579, FC639/FC839B (-10 thru -16), FC735 (-4 thru -20), FC849/FC849B (-06 thru -12), GH120 (-4 thru -20), GH195, GH781 (-04 thru -20), GH793, 2766.



2

Global OTC Fittings for use with Hose: 2583, 2661, FC466, FC498, FC598, FC619, FC699



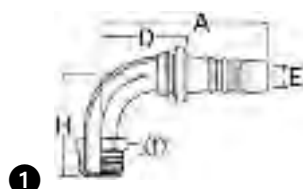
3

Global TTC Fittings for use with Hose: 2661(-12 thru -32), FC310, FC510, FC579, FC611, FC619 (-12 thru -32), FC639/FC839B, FC693, FC735, FC849/FC849B, GH120, GH194, GH195, GH663, GH681-6, GH781, GH793.

4

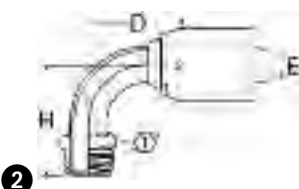
1 Nipple Part #	2 OTC Part #	3 TTC Part #	4 TTC12 Part #	Thd.	Hose Size	A		D		EØ		H		1
						mm	in	mm	in	mm	in	mm	in	in
1SA4MFA4	1GA4MFA4	1AA4MFA4	—	7/16-24	-04	67,8	2.67	44,5	1.75	4,3	0.17	24,4	0.96	7/16
1SA4MFA6	—	1AA4MFA6	—	7/16-24	-06	71,4	2.81	46,0	1.81	4,3	0.17	24,4	0.96	7/16
1SA5MFA6	1GA5MFA6	1AA5MFA6	—	1/2-20	-06	73,2	2.88	48,0	1.89	6,1	0.24	24,4	0.96	1/2
1SA6MFA6	1GA6MFA6	1AA6MFA6	—	5/8-18	-06	73,2	2.88	48,0	1.89	6,6	0.26	24,4	0.96	5/8
1SA8MFA8	1GA8MFA8	1AA8MFA8	—	3/4-18	-08	78,0	3.07	48,3	1.90	9,7	0.38	23,6	0.93	3/4

Male SAE Inverted Flare Swivel 90° Elbow (MFB)



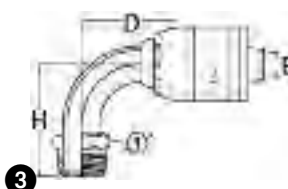
1

Global Nipples for use with Hose:
Clamp: 2661 (-12 thru -20), FC619 (-12 thru -20). **Socket 1SA:** 2681, FC194, FC310, FC510, FC639/FC839B (-4 thru -8), GH194 (-4 thru -20), GH663, GH681. **Socket 1SB:** 2781, FC195, FC466, FC498, FC598, FC579, FC639/FC839B (-10 thru -16), FC735 (-4 thru -20), FC849/FC849B (-06 thru -12), GH120 (-4 thru -20), GH195, GH781 (-04 thru -20), GH793, 2766.



2

Global OTC Fittings for use with Hose: 2583, 2661, FC466, FC498, FC598, FC619, FC699



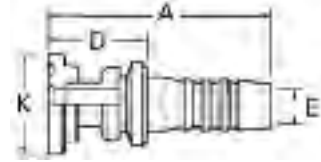
3

Global TTC Fittings for use with Hose: 2661(-12 thru -32), FC310, FC510, FC579, FC611, FC619 (-12 thru -32), FC639/FC839B, FC693, FC735, FC849/FC849B, GH120, GH194, GH195, GH663, GH681-6, GH781, GH793.

4

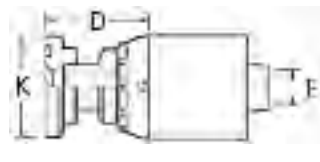
1 Nipple Part #	2 OTC Part #	3 TTC Part #	4 TTC12 Part #	Thd. Flange Head Ø	Hose Size	A		D		EØ		H		1
						mm	in	mm	in	mm	in	mm	in	in
1SA4MFB4	1GA4MFB4	1AA4MFB4	—	7/16-24	-04	58,2	2.29	34,8	1.37	4,3	0.17	42,3	1.69	7/16
1SA5MFB4	—	1AA5MFB4	—	1/2-20	-04	58,2	2.29	34,8	1.37	4,3	0.17	43,9	1.73	1/2
1SA4MFB6	—	1AA4MFB6	—	7/16-24	-06	61,7	2.43	36,6	1.44	4,3	0.17	42,3	1.69	7/16
1SA5MFB6	1GA5MFB6	1AA5MFB6	—	1/2-20	-06	63,8	2.51	38,4	1.51	6,1	0.24	43,9	1.73	1/2
1SA6MFB6	1GA6MFB6	1AA6MFB6	—	5/8-18	-06	63,8	2.51	38,4	1.51	6,6	0.26	43,9	1.73	5/8
1SA8MFB8	1GA8MFB8	1AA8MFB8	—	3/4-18	-08	69,3	2.73	39,6	1.56	9,7	0.38	44,5	1.75	3/4

SAE Code 61 Split Flange (FL)



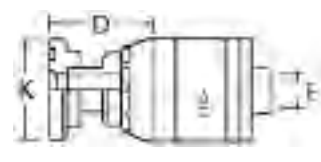
1

Global Nipples for use with Hose:
Clamp: 2661 (-12 thru -20), FC619 (-12 thru -20). **Socket 1SA:** 2681, FC194, FC310, FC510, FC639/FC839B (-4 thru -8), GH194 (-4 thru -20), GH663, GH681. **Socket 1SB:** 2781, FC195, FC466, FC498, FC598, FC579, FC639/FC839B (-10 thru -16), FC735 (-4 thru -20), FC849/FC849B (-06 thru -12), GH120 (-4 thru -20), GH195, GH781 (-04 thru -20), GH793, 2766.



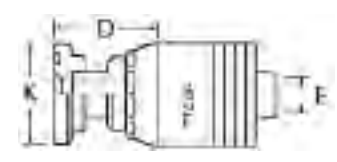
2

Global OTC Fittings for use with Hose: 2583, 2661, FC466, FC498, FC598, FC619, FC699



3

Global TTC Fittings for use with Hose: 2661(-12 thru -32), FC310, FC510, FC579, FC611, FC619 (-12 thru -32), FC639/FC839B, FC693, FC735, FC849/FC849B, GH120, GH194, GH195, GH663, GH681-6, GH781, GH793.



4

Global TTC12 Fittings for use with Hose: FC636, FC659, FC736, GH493.

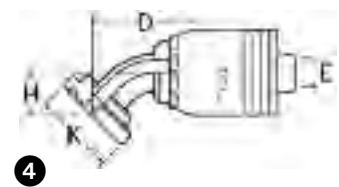
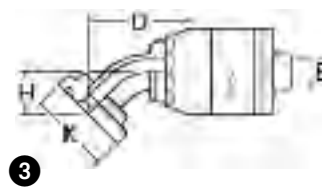
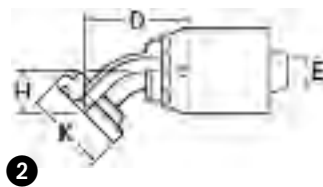
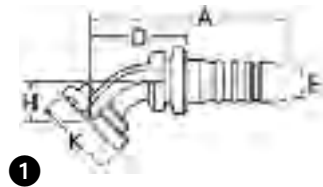
Nipple Part #	OTC Part #	TTC Part #	TTC12 Part #	Thd. Flange Head Dia. K Ø	Hose Size	A		D		E Ø	
						mm	in	mm	in	mm	in
1S8FL8	1G8FL8	1A8FL8	1B8FL8	1.19	-08	82,0	3.23	52,3	2.06	9,7	0.38
1S12FL8	1G12FL8	1A12FL8	1B12FL8	1.50	-08	83,1	3.27	53,3	2.10	9,7	0.38
1S12FL10	1G12FL10	1A12FL10	1B12FL10	1.50	-10	82,8	3.26	53,3	2.10	12,7	0.50
1S12FL12	1G12FL12	1A12FL12	1B12FL12	1.50	-12	84,1	3.31	53,8	2.12	15,5	0.61
1S16FL12	1G16FL12	1A16FL12	1B16FL12	1.75	-12	84,1	3.31	53,8	2.12	15,5	0.61
1S20FL12	1G20FL12	1A20FL12	1B20FL12	2.00	-12	91,7	3.61	61,5	2.42	15,5	0.61
1S12FL16	—	1A12FL16	—	1.50	-16	89,0	3.50	54,4	2.14	14,7	0.58
1S16FL16	1G16FL16	1A16FL16	1B16FL16	1.75	-16	88,6	3.49	54,4	2.14	20,8	0.82
1S20FL16	1G20FL16	1A20FL16	1B20FL16	2.00	-16	96,3	3.79	62,0	2.44	20,8	0.82
1S24FL16	1G24FL16	1A24FL16	1B24FL16	2.38	-16	97,3	3.83	62,7	2.47	20,8	0.82
1S16FL20	1G16FL20	—	1B16FL20	1.75	-20	100,1	3.94	56,1	2.21	20,8	0.82
—	—	1AP16FL20*	—	1.75	-20	100,1	3.94	56,1	2.21	20,8	0.82
—	—	1AT16FL20**	—	1.75	-20	100,1	3.94	56,1	2.21	20,8	0.82
1S20FL20	1G20FL20	—	1B20FL20	2.00	-20	107,7	4.24	63,8	2.51	26,7	1.05
—	—	1AP20FL20*	—	2.00	-20	107,7	4.24	63,8	2.51	26,7	1.05
—	—	1AT20FL20**	—	2.00	-20	107,7	4.24	63,8	2.51	26,7	1.05
1S24FL20	1G24FL20	—	1B24FL20	2.38	-20	108,5	4.27	64,5	2.54	26,7	1.05
—	—	1AP24FL20*	—	2.38	-20	108,5	4.27	64,5	2.54	26,7	1.05
—	—	1AT24FL20**	—	2.38	-20	108,5	4.27	64,5	2.54	26,7	1.05
1S32FL20	1G32FL20	—	1B32FL20	2.81	-20	108,5	4.27	64,5	2.54	25,7	1.01
—	—	1AP32FL20*	—	2.81	-20	108,5	4.27	64,5	2.54	25,7	1.01
—	—	1AT32FL20**	—	2.81	-20	108,5	4.27	64,5	2.54	25,7	1.01
1S20FL24	1G20FL24	1A20FL24	—	2.00	-24	111,0	4.37	64,8	2.55	26,7	1.05
1S24FL24	1G24FL24	1A24FL24	1B24FL24	2.38	-24	111,8	4.40	65,5	2.58	32,0	1.26
1S32FL24	1G32FL24	1A32FL24	1B32FL24	2.81	-24	111,8	4.40	65,5	2.58	30,2	1.19
1S24FL32	1G24FL32	1A24FL32	—	2.38	-32	117,1	4.61	66,8	2.63	32,0	1.26
—	—	—	1B24FL32	2.38	-32	129,8	5.11	66,8	2.63	28,4	1.12
1S32FL32	1G32FL32	1A32FL32	—	2.81	-32	117,1	4.61	66,8	2.63	44,5	1.75
—	—	—	1B32FL32	2.81	-32	129,8	5.11	66,8	2.63	41,4	1.62
1S40FL32	1G40FL32	1A40FL32	—	3.31	-32	116,8	4.60	66,8	2.63	44,5	1.75
—	—	—	1B40FL32	3.31	-32	129,8	5.11	66,8	2.63	41,4	1.62

For flanges, split flange halves, kits and o-rings, see pages 190-195.

* Uses 1-wire braid hose socket.

**Uses 2-wire braid hose socket.

SAE Code 61 Split Flange 45° Elbow (FLA)



Global Nipples for use with Hose:
Clamp: 2661 (-12 thru -20), FC619 (-12 thru -20). **Socket 1SA:** 2681, FC194, FC310, FC510, FC639/FC839B (-4 thru -8), GH194 (-4 thru -20), GH663, GH681. **Socket 1SB:** 2781, FC195, FC466, FC498, FC598, FC579, FC639/FC839B (-10 thru -16), FC735 (-4 thru -20), FC849/FC849B (-06 thru -12), GH120 (-4 thru -20), GH195, GH781 (-04 thru -20), GH793, 2766.

Global OTC Fittings for use with Hose: 2583, 2661, FC466, FC498, FC598, FC619, FC699

Global TTC Fittings for use with Hose: 2661(-12 thru -32), FC310, FC510, FC579, FC611, FC619 (-12 thru -32), FC639/FC839B, FC693, FC735, FC849/FC849B, GH120, GH194, GH195, GH663, GH681-6, GH781, GH793.

Global TTC12 Fittings for use with Hose: FC636, FC659, FC736, GH493.

1 Nipple Part #	2 OTC Part #	3 TTC Part #	4 TTC12 Part #	Flange Head Dia. K Ø	Hose Size	A		D		EØ		H	
						mm	in	mm	in	mm	in	mm	in
1S8FLA8	1G8FLA8	1A8FLA8	—	1.19	-08	79,0	3.11	49,3	1.94	9,4	0.37	19,8	0.78
—	—	—	1B8FLA8	1.19	-08	79,5	3.13	49,8	1.96	9,4	0.37	19,8	0.78
1S12FLA8	1G12FLA8	1A12FLA8	—	1.50	-08	92,5	3.64	62,7	2.47	9,4	0.37	25,4	1.00
—	—	—	1B12FLA8	1.50	-08	93,0	3.66	63,5	2.50	9,4	0.37	25,4	1.00
1S12FLA10	1G12FLA10	1A12FLA10	—	1.50	-10	93,5	3.68	64,3	2.53	11,7	0.46	25,4	1.00
—	—	—	1B12FLA10	1.50	-10	91,9	3.62	62,5	2.46	12,7	0.50	25,4	1.00
1S12FLA12	1G12FLA12	1A12FLA12	—	1.50	-12	93,2	3.67	63,0	2.48	14,7	0.58	25,7	1.01
—	—	—	1B12FLA12	1.50	-12	93,0	3.66	62,5	2.46	14,2	0.56	25,4	1.00
1S16FLA12	1G16FLA12	1A16FLA12	—	1.75	-12	105,7	4.16	75,4	2.97	14,7	0.58	26,9	1.06
—	—	—	1B16FLA12	1.75	-12	105,7	4.16	75,4	2.97	14,2	0.56	26,9	1.06
—	—	—	1B20FLA12	2.00	-12	93,0	3.66	62,5	2.46	14,2	0.56	25,4	1.00
1S12FLA16	—	1A12FLA16	—	1.50	-16	99,8	3.93	65,3	2.57	14,7	0.58	25,7	1.01
1S16FLA16	1G16FLA16	1A16FLA16	1B16FLA16	1.75	-16	110,5	4.35	76,2	3.00	19,3	0.76	26,9	1.06
1S20FLA16	1G20FLA16	1A20FLA16	—	2.00	-16	122,2	4.81	87,6	3.45	19,3	0.76	29,2	1.15
—	—	—	1B20FLA16	2.00	-16	122,2	4.81	87,9	3.46	19,3	0.76	29,2	1.15
1S16FLA20	1G16FLA20	—	1B16FLA20	1.75	-20	121,9	4.80	77,7	3.06	19,3	0.76	26,9	1.06
—	—	1AP16FLA20*	—	1.75	-20	121,9	4.80	77,7	3.06	19,3	0.76	26,9	1.06
—	—	1AT16FLA20**	—	1.75	-20	121,9	4.80	77,7	3.06	19,3	0.76	26,9	1.06
1S20FLA20	1G20FLA20	—	—	2.00	-20	134,1	5.28	90,2	3.55	25,7	1.01	30,0	1.18
—	—	—	1B20FLA20	2.00	-20	133,6	5.26	89,4	3.52	25,7	1.01	29,2	1.15
—	—	1AP20FLA20*	—	2.00	-20	134,1	5.28	90,2	3.55	25,7	1.01	30,0	1.18
—	—	1AT20FLA20**	—	2.00	-20	134,1	5.28	90,2	3.55	25,7	1.01	30,0	1.18
1S24FLA20	1G24FLA20	—	1B24FLA20	2.37	-20	150,9	5.94	106,7	4.20	25,7	1.01	35,8	1.41
—	—	1AP24FLA20*	—	2.37	-20	150,9	5.94	106,7	4.20	25,7	1.01	35,8	1.41
—	—	1AT24FLA20**	—	2.37	-20	150,9	5.94	106,7	4.20	25,7	1.01	35,8	1.41
1S20FLA24	1G20FLA24	1A20FLA24	—	2.00	-24	115,3	4.54	69,1	2.72	32,0	1.26	27,4	1.08
1S24FLA24	1G24FLA24	1A24FLA24	—	2.37	-24	154,2	6.07	108,0	4.25	32,0	1.26	35,8	1.41
—	—	—	1B24FLA24	2.37	-24	154,2	6.07	108,0	4.25	30,2	1.19	35,8	1.41
1S32FLA24	—	1A32FLA24	—	2.81	-24	154,2	6.07	108,0	4.25	32,0	1.26	35,8	1.41
—	—	—	1B32FLA24	2.81	-24	185,4	7.30	138,9	5.47	30,2	1.19	50,8	2.00
1S24FLA32	1G24FLA32	1A24FLA32	—	2.37	-32	159,3	6.27	109,0	4.29	32,0	1.26	35,8	1.41
1S32FLA32	1G32FLA32	1A32FLA32	—	2.81	-32	190,2	7.49	140,2	5.52	44,5	1.75	50,8	2.00
—	—	—	1B32FLA32	2.81	-32	191,3	7.53	128,3	5.05	41,4	1.62	50,8	2.00
1S40FLA32	1G40FLA32	1A40FLA32	—	3.31	-32	133,9	5.27	83,6	3.29	44,5	1.75	33,0	1.30

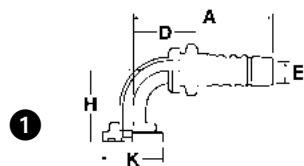
For flanges, split flange halves, kits and o-rings, see pages 190-195.

*Uses 1-wire braid hose socket.

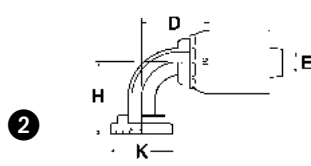
**Uses 2-wire braid hose socket.

SPECIALTY & TRUCK HOSE
LOW & MEDIUM PRESSURE HOSE
HIGH PRESSURE HOSE
HOSE FITTINGS
ADAPTERS & TUBE FITTINGS
ACCESSORIES & ASSEMBLY INSTRUCTIONS
HOSE ASSEMBLY EQUIPMENT
APPENDICES

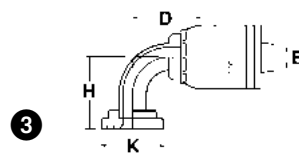
SAE Code 61 Split Flange 90° Elbow (FLB)



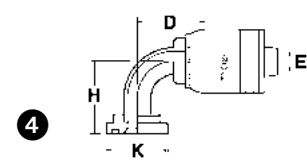
Global Nipples for use with Hose:
Clamp: 2661 (-12 thru -20), FC619 (-12 thru -20). **Socket 1SA:** 2681, FC194, FC310, FC510, FC639/FC839B (-4 thru -8), GH194 (-4 thru -20), GH663, GH681. **Socket 1SB:** 2781, FC195, FC466, FC498, FC598, FC579, FC639/FC839B (-10 thru -16), FC735 (-4 thru -20), FC849/FC849B (-06 thru -12), GH120 (-4 thru -20), GH195, GH781 (-04 thru -20), GH793, 2766.



Global OTC Fittings for use with Hose: 2583, 2661, FC466, FC498, FC598, FC619, FC699



Global TTC Fittings for use with Hose: 2661(-12 thru -32), FC310, FC510, FC579, FC611, FC619 (-12 thru -32), FC639/FC839B, FC693, FC735, FC849/FC849B, GH120, GH194, GH195, GH663, GH681-6, GH781, GH793.



Global TTC12 Fittings for use with Hose: FC636, FC659, FC736, GH493.

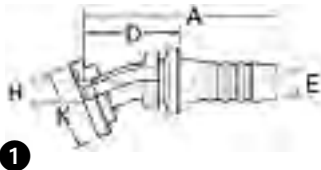
Nipple Part #	OTC Part #	TTC Part #	TTC12 Part #	Flange Head Dia. K Ø	Hose Size	A		D		EØ		H	
						mm	in	mm	in	mm	in	mm	in
1S8FLB8	1G8FLB8	1A8FLB8	—	1.19	-08	72,6	2.86	42,3	1.69	9,4	0.37	41,4	1.63
—	—	—	1B8FLB8	1.19	-08	72,9	2.87	43,2	1.70	9,4	0.37	41,4	1.63
1S12FLB8	1G12FLB8	1A12FLB8	—	1.50	-08	87,6	3.45	57,9	2.28	9,4	0.37	54,1	2.13
—	—	—	1B12FLB8	1.50	-08	85,9	3.38	56,1	2.21	9,4	0.37	54,1	2.13
1S12FLB10	1G12FLB10	1A12FLB10	—	1.50	-10	87,4	3.44	58,2	2.29	12,7	0.50	54,1	2.13
—	—	—	1B12FLB10	1.50	-10	87,9	3.46	58,4	2.30	12,7	0.50	54,1	2.13
1S12FLB12	1G12FLB12	1A12FLB12	—	1.50	-12	88,6	3.49	58,4	2.30	14,7	0.58	54,1	2.13
—	—	—	1B12FLB12	1.50	-12	88,6	3.49	58,4	2.30	14,2	0.56	54,1	2.13
1S16FLB12	1G16FLB12	1A16FLB12	—	1.75	-12	102,4	4.03	72,1	2.84	14,7	0.58	60,5	2.38
—	—	—	1B16FLB12	1.75	-12	102,4	4.03	72,1	2.84	14,2	0.56	60,5	2.38
1S20FLB12	—	1A20FLB12	—	2.00	-12	118,6	4.67	88,4	3.48	14,7	0.58	66,5	2.62
—	—	—	1B20FLB12	2.00	-12	88,6	3.49	58,4	2.30	14,2	0.56	66,5	2.62
1S12FLB16	1G12FLB16	1A12FLB16	—	1.50	-16	106,7	4.20	72,4	2.85	19,3	0.76	55,1	2.17
1S16FLB16	1G16FLB16	1A16FLB16	—	1.75	-16	107,2	4.22	72,6	2.86	19,3	0.76	60,5	2.38
—	—	—	1B16FLB16	1.75	-16	107,2	4.22	72,9	2.87	19,3	0.76	60,5	2.38
1S20FLB16	1G20FLB16	1A20FLB16	—	2.00	-16	123,2	4.85	89,0	3.50	19,3	0.76	66,5	2.62
—	—	—	1B20FLB16	2.00	-16	123,4	4.86	89,0	3.50	19,3	0.76	66,5	2.62
1S24FLB16	1G24FLB16	1A24FLB16	1B24FLB16	2.37	-16	142,0	5.59	107,7	4.24	19,3	0.76	79,2	3.12
1S16FLB20	1G16FLB20	—	1B16FLB20	1.75	-20	118,4	4.66	74,4	2.93	19,3	0.76	60,5	2.38
—	—	1AP16FLB20*	—	1.75	-20	118,4	4.66	74,4	2.93	19,3	0.76	60,5	2.38
—	—	1AT16FLB20**	—	1.75	-20	118,4	4.66	74,4	2.93	19,3	0.76	60,5	2.38
1S20FLB20	1G20FLB20	—	1B20FLB20	2.00	-20	134,6	5.30	90,7	3.57	25,7	1.01	66,5	2.62
—	—	1AP20FLB20*	—	2.00	-20	134,6	5.30	90,7	3.57	25,7	1.01	66,5	2.62
—	—	1AT20FLB20**	—	2.00	-20	134,6	5.30	90,7	3.57	25,7	1.01	66,5	2.62
1S24FLB20	1G24FLB20	—	1B24FLB20	2.37	-20	153,4	6.04	109,5	4.31	25,7	1.01	79,2	3.12
—	—	1AP24FLB20*	—	2.37	-20	153,4	6.04	109,5	4.31	25,7	1.01	79,2	3.12
—	—	1AT24FLB20**	—	2.37	-20	153,4	6.04	109,5	4.31	25,7	1.01	79,2	3.12
1S32FLB20	1G32FLB20	—	—	2.81	-20	108,0	4.25	64,0	2.52	25,7	1.01	65,0	2.56
1S16FLB24	1G16FLB24	1A16FLB24	—	1.75	-24	121,9	4.80	75,4	2.97	19,3	0.76	60,5	2.38
—	—	—	1B16FLB24	1.75	-24	121,4	4.78	75,2	2.96	19,3	0.76	60,2	2.37
1S20FLB24	1G20FLB24	1A20FLB24	—	2.00	-24	137,9	5.43	91,7	3.61	25,7	1.01	66,5	2.62
1S24FLB24	1G24FLB24	1A24FLB24	—	2.37	-24	157,0	6.18	110,5	4.35	32,0	1.26	79,2	3.12
—	—	—	1B24FLB24	2.37	-24	157,0	6.18	110,5	4.35	30,2	1.19	79,2	3.12
1S32FLB24	1G32FLB24	1A32FLB24	—	2.81	-24	184,9	7.28	138,4	5.45	32,0	1.26	114,3	4.50
—	—	—	1B32FLB24	2.81	-24	184,9	7.28	138,4	5.45	30,2	1.19	114,3	4.50
1S24FLB32	—	1A24FLB32	—	2.37	-32	161,8	6.37	111,8	4.40	32,0	1.26	79,2	3.12
—	—	—	1B24FLB32	2.37	-32	174,0	6.85	111,0	4.37	28,4	1.12	79,2	3.12
1S32FLB32	1G32FLB32	1A32FLB32	—	2.81	-32	189,7	7.47	139,4	5.49	44,5	1.75	114,3	4.50
—	—	—	1B32FLB32	2.81	-32	182,9	7.20	119,9	4.72	41,4	1.62	114,3	4.50
1S40FLB32	1G40FLB32	1A40FLB32	—	3.31	-32	189,7	7.47	139,4	5.49	44,5	1.75	115,8	4.56
—	—	—	1B40FLB32	3.31	-32	182,9	7.20	119,9	4.72	41,4	1.62	115,8	4.56

For flanges, split flange halves, kits and o-rings, see pages 190-195.

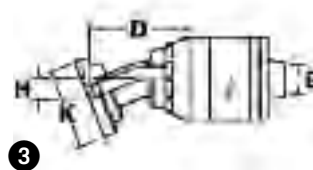
*Uses 1-wire braid hose socket.

**Uses 2-wire braid hose socket.

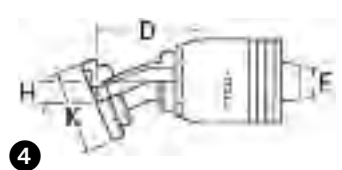
SAE Code 61 Split Flange 22¹/₂° Elbow (FLD)



2



3



4

Global Nipples for use with Hose:

Clamp: 2661 (-12 thru -20), FC619 (-12 thru -20). **Socket 1SA:** 2681, FC194, FC310, FC510, FC639/FC839B (-4 thru -8), GH194 (-4 thru -20), GH663, GH681. **Socket 1SB:** 2781, FC195, FC466, FC498, FC598, FC579, FC639/FC839B (-10 thru -16), FC735 (-4 thru -20), FC849/FC849B (-06 thru -12), GH120 (-4 thru -20), GH195, GH781 (-04 thru -20), GH793, 2766.

Global TTC Fittings for use with Hose:

2661(-12 thru -32), FC310, FC510, FC579, FC611, FC619 (-12 thru -32), FC639/FC839B, FC693, FC735, FC849/FC849B, GH120, GH194, GH195, GH663, GH681-6, GH781, GH793.

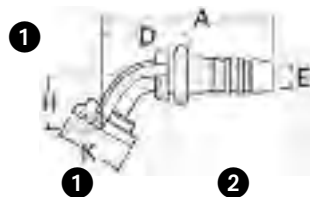
Global TTC12 Fittings for use with Hose:

FC636, FC659, FC736, GH493.

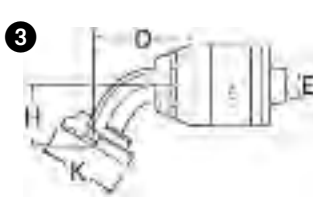
1 Nipple Part #	2 OTC Part #	3 TTC Part #	4 TTC12 Part #	Flange Head Dia. K Ø	Hose Size	A		D		EØ		H	
						mm	in	mm	in	mm	in	mm	in
—	—	—	1B8FLD8	1.19	-08	85,9	3.38	55,9	2.20	9,4	0.37	9,1	0.36
—	—	—	1B12FLD8	1.50	-08	100,8	3.97	71,1	2.80	9,4	0.37	11,2	0.44
—	—	—	1B12FLD12	1.50	-12	101,9	4.01	71,6	2.82	14,2	0.56	11,2	0.44
—	—	—	1B16FLD12	1.75	-12	113,0	4.45	82,8	3.26	14,2	0.56	11,4	0.45
1S16FLD16	—	1A16FLD16	1B16FLD16	1.75	-16	117,9	4.64	83,6	3.29	19,3	0.76	11,4	0.45
1S20FLD16	—	1A20FLD16	1B20FLD16	2.00	-16	130,0	5.12	95,8	3.77	19,3	0.76	11,7	0.46
1S20FLD20	—	—	1B20FLD20	2.00	-20	141,5	5.57	97,3	3.83	25,7	1.01	11,7	0.46
—	—	1AP20FLD20*	—	2.00	-20	141,5	5.57	97,3	3.83	25,7	1.01	11,7	0.46
—	—	1AT20FLD20**	—	2.00	-20	141,5	5.57	97,3	3.83	25,7	1.01	11,7	0.46
—	—	—	1B24FLD20	2.37	-20	160,3	6.31	116,3	4.58	25,7	1.01	14,2	0.56
—	—	—	1B24FLD24	2.37	-24	163,8	6.45	117,6	4.63	30,2	1.19	14,2	0.56
—	—	—	1B32FLD32	2.81	-32	54,1	2.13	117,9	4.64	41,4	1.62	22,4	0.88

For flanges, split flange halves, kits and o-rings, see pages 190-195.

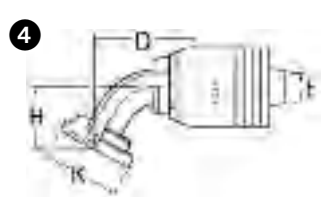
SAE Code 61 Split Flange 67¹/₂° Elbow (FLE)



2



3



4

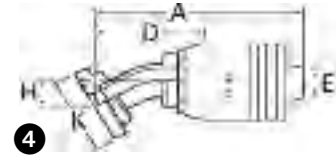
1 Nipple Part #	2 OTC Part #	3 TTC Part #	4 TTC12 Part #	Flange Head Dia. K Ø	Hose Size	A		D		EØ		H	
						mm	in	mm	in	mm	in	mm	in
—	—	—	1B8FLE8	1.19	-08	86,4	3.40	56,9	2.24	9,4	0.37	32,3	1.27
—	—	—	1B12FLE12	1.50	-12	107,2	4.22	77,2	3.04	14,2	0.56	40,4	1.59
—	—	—	1B16FLE12	1.75	-12	122,9	4.84	92,7	3.65	14,2	0.56	44,2	1.74
—	—	—	1B16FLE16	1.75	-16	127,8	5.03	93,2	3.67	19,3	0.76	44,2	1.74
—	—	—	1B20FLE16	2.00	-16	145,5	5.73	111,3	4.38	19,3	0.76	46,5	1.83
—	—	1AP20FLE20*	—	2.00	-20	157,0	6.18	112,8	4.44	25,7	1.01	46,5	1.83
—	—	1AT20FLE20**	—	2.00	-20	157,0	6.18	112,8	4.44	25,7	1.01	46,5	1.83
1S20FLE20	—	—	1B20FLE20	2.00	-20	157,0	6.18	112,8	4.44	25,7	1.01	46,5	1.83
—	—	—	1B24FLE24	2.37	-24	183,1	7.21	136,9	5.39	30,2	1.19	54,4	2.14
—	—	—	1B32FLE32	2.81	-32	192,3	7.57	129,0	5.08	41,4	1.62	82,6	3.25

For flanges, split flange halves, kits and o-rings, see pages 190-195.

*Uses 1-wire braid hose socket.

**Uses 2-wire braid hose socket.

SAE Code 61 Split Flange 30° Elbow (FLF)



1
Global Nipples for use with Hose:
Clamp: 2661 (-12 thru -20), FC619 (-12 thru -20). **Socket 1SA:** 2681, FC194, FC310, FC510, FC639/FC839B (-4 thru -8), GH194 (-4 thru -20), GH663, GH681. **Socket 1SB:** 2781, FC195, FC466, FC498, FC598, FC579, FC639/FC839B (-10 thru -16), FC735 (-4 thru -20), FC849/FC849B (-06 thru -12), GH120 (-4 thru -20), GH195, GH781 (-04 thru -20), GH793, 2766.

2
Global OTC Fittings for use with Hose: 2583, 2661, FC466, FC498, FC598, FC619, FC699

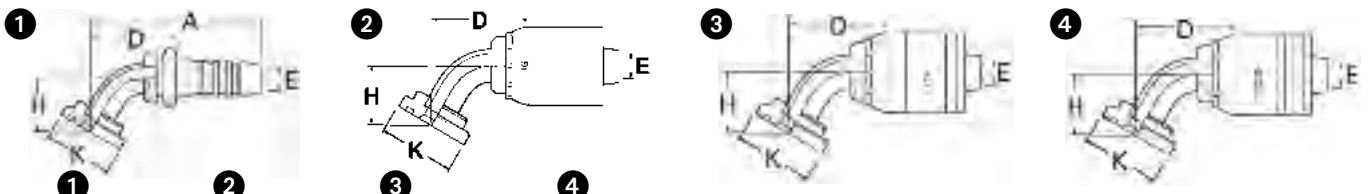
3
Global TTC Fittings for use with Hose: 2661(-12 thru -32), FC310, FC510, FC579, FC611, FC619 (-12 thru -32), FC639/FC839B, FC693, FC735, FC849/FC849B, GH120, GH194, GH195, GH663, GH681-6, GH781, GH793.

4
Global TTC12 Fittings for use with Hose: FC636, FC659, FC736, GH493.

1 Nipple Part #	2 OTC Part #	3 TTC Part #	4 TTC12 Part #	Flange Head Dia. K Ø	Hose Size	A		D		EØ		H	
						mm	in	mm	in	mm	in	mm	in
—	—	—	1B8FLF8	1.19	-08	84,3	3.32	54,6	2.15	9,4	0.37	12,7	0.50
—	—	—	1B12FLF12	1.50	-12	100,1	3.94	69,9	2.75	14,2	0.56	15,7	0.62
—	—	—	1B16FLF12	1.75	-12	111,3	4.38	81,0	3.19	14,2	0.56	16,3	0.64
—	—	—	1B16FLF16	1.75	-16	116,1	4.57	81,8	3.22	19,3	0.76	16,3	0.64
—	—	—	1B20FLF16	2.00	-16	128,0	5.04	93,7	3.69	19,3	0.76	17,0	0.67
—	—	—	1B20FLF20	2.00	-20	139,4	5.49	95,5	3.76	25,7	1.01	17,0	0.67
—	—	—	1B24FLF20	2.37	-20	158,0	6.22	114,0	4.49	25,7	1.01	20,8	0.82
—	—	—	1B24FLF24	2.37	-24	161,5	6.36	115,3	4.54	30,2	1.19	20,8	0.82
—	—	—	1B32FLF32	2.81	-32	187,2	7.37	124,0	4.88	41,4	1.62	31,8	1.25
—	—	—	1B40FLF32	3.31	-32	188,5	7.42	125,2	4.93	41,4	1.62	32,5	1.28

For flanges, split flange halves, kits and o-rings, see pages 190-195.

SAE Code 61 Split Flange 60° Elbow (FLG)

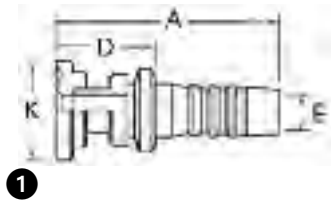


1 Nipple Part #	2 OTC Part #	3 TTC Part #	4 TTC12 Part #	Flange Head Dia. K Ø	Hose Size	A		D		EØ		H	
						mm	in	mm	in	mm	in	mm	in
—	—	—	1B8FLG8	1.19	-08	90,7	3.57	61,0	2.40	9,4	0.37	28,7	1.13
—	—	—	1B12FLG12	1.50	-12	112,3	4.42	82,0	3.23	14,2	0.56	35,3	1.39
—	—	—	1B16FLG12	1.75	-12	128,3	5.05	98,0	3.86	14,2	0.56	38,4	1.51
1S16FLG16	1G16FLG16	1A16FLG16	1B16FLG16	1.75	-16	133,1	5.24	98,8	3.89	19,3	0.76	38,4	1.51
1S20FLG16	—	—	1B20FLG16	2.00	-16	151,1	5.95	116,8	4.60	19,3	0.76	39,9	1.57
—	—	—	1B20FLG20	2.00	-20	162,6	6.40	118,6	4.67	25,7	1.01	39,9	1.57
—	—	—	1B24FLG20	2.37	-20	186,4	7.34	142,5	5.61	25,7	1.01	46,0	1.81
1S24FLG24	1G24FLG24	1A24FLG24	1B24FLG24	2.37	-24	189,7	7.47	143,5	5.65	30,2	1.19	46,0	1.81
—	—	—	1B32FLG32	2.81	-32	195,1	7.68	132,1	5.20	41,4	1.62	72,9	2.87

For flanges, split flange halves, kits and o-rings, see pages 190-195.

SPECIALTY & TRUCK HOSE
 LOW & MEDIUM PRESSURE HOSE
 HIGH PRESSURE HOSE
 HOSE FITTINGS
 ADAPTERS & TUBE FITTINGS
 ACCESSORIES & ASSEMBLY INSTRUCTIONS
 HOSE ASSEMBLY EQUIPMENT
 APPENDICES

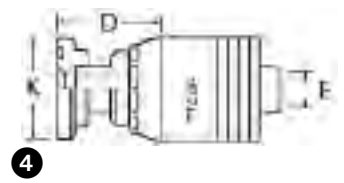
SAE Code 62 Split Flange (FH)



1

2

3



4

Global Nipples for use with Hose:

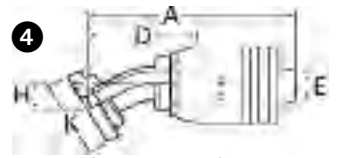
Clamp: 2661 (-12 thru -20), FC619 (-12 thru -20). **Socket 1SA:** 2681, FC194, FC310, FC510, FC639/FC839B (-4 thru -8), GH194 (-4 thru -20), GH663, GH681. **Socket 1SB:** 2781, FC195, FC466, FC498, FC598, FC579, FC639/FC839B (-10 thru -16), FC735 (-4 thru -20), FC849/FC849B (-06 thru -12), GH120 (-4 thru -20), GH195, GH781 (-04 thru -20), GH793, 2766.

Global TTC12 Fittings for use with Hose: FC636, FC659, FC736, GH493.

1 Nipple Part #	2 OTC Part #	3 TTC Part #	4 TTC12 Part #	Flange Head Dia. K Ø	Hose Size	A		D		EØ	
						mm	in	mm	in	mm	in
—	—	—	1B8FH8	1.25	-08	82,0	3.23	52,3	2.06	9,4	0.37
—	—	—	1B12FH8	1.63	-08	83,1	3.27	53,3	2.10	9,7	0.38
—	—	—	1B12FH10	1.63	-10	82,8	3.26	53,6	2.11	12,7	0.50
—	—	—	1B12FH12	1.63	-12	84,1	3.31	53,8	2.12	15,5	0.61
—	—	—	1B16FH12	1.87	-12	84,1	3.31	53,8	2.12	15,5	0.61
—	—	—	1B16FH16	1.87	-16	89,0	3.50	54,4	2.14	20,6	0.81
—	—	—	1B20FH16	2.13	-16	96,5	3.80	62,0	2.44	20,6	0.81
1S20FH20	—	—	1B20FH20	2.13	-20	107,7	4.24	63,8	2.51	26,7	1.05
—	—	—	1B24FH20	2.50	-20	107,7	4.24	63,8	2.51	26,7	1.05
—	—	—	1B24FH24	2.50	-24	111,8	4.40	65,5	2.58	32,0	1.26
—	—	—	1B32FH32	3.12	-32	129,8	5.11	66,8	2.63	41,4	1.62

For flanges, split flange halves, kits and o-rings, see pages 190-195.

SAE Code 62 Split Flange 22½° Elbow (FHD)

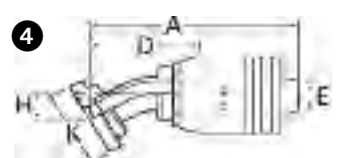


4

1 Nipple Part #	2 OTC Part #	3 TTC Part #	4 TTC12 Part #	Flange Head Dia. K Ø	Hose Size	A		D		EØ		H
						mm	in	mm	in	mm	in	mm
—	—	—	1B32FHD32	3.12	-32	169,9	6.69	117,9	4.64	41,4	1.62	22,4 0.88

For flanges, split flange halves, kits and o-rings, see pages 190-195.

SAE Code 62 Split Flange 30° Elbow (FHF)



4

1 Nipple Part #	2 OTC Part #	3 TTC Part #	4 TTC12 Part #	Flange Head Dia. K Ø	Hose Size	A		D		EØ		H
						mm	in	mm	in	mm	in	mm
—	—	—	1B32FHF32	3.12	-32	176,0	6.93	124,0	4.88	41,4	1.62	31,8 1.25

For flanges, split flange halves, kits and o-rings, see pages 190-195.

SPECIALTY & TRUCK HOSE

LOW & MEDIUM PRESSURE HOSE

HIGH PRESSURE HOSE

HOSE FITTINGS

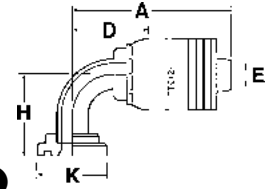
ADAPTERS & TUBE FITTINGS

ACCESSORIES & ASSEMBLY INSTRUCTIONS

HOSE ASSEMBLY EQUIPMENT

APPENDICES

SAE Code 62 Split Flange 90° Elbow (FHB)



SPECIALTY &
TRUCK HOSE

LOW & MEDIUM
PRESSURE HOSE

HIGH PRESSURE HOSE

HOSE FITTINGS

ADAPTERS &
TUBE FITTINGS

ACCESSORIES &
ASSEMBLY INSTRUCTIONS

HOSE ASSEMBLY
EQUIPMENT

APPENDICES

1

Global Nipples for use with Hose:
Clamp: 2661 (-12 thru -20), FC619 (-12 thru -20). **Socket 1SA:** 2681, FC194, FC310, FC510, FC639/FC839B (-4 thru -8), GH194 (-4 thru -20), GH663, GH681. **Socket 1SB:** 2781, FC195, FC466, FC498, FC598, FC579, FC639/FC839B (-10 thru -16), FC735 (-4 thru -20), FC849/FC849B (-06 thru -12), GH120 (-4 thru -20), GH195, GH781 (-04 thru -20), GH793, 2766.

2

Global OTC Fittings for use with Hose: 2583, 2661, FC466, FC498, FC598, FC619, FC699

3

Global TTC Fittings for use with Hose: 2661(-12 thru -32), FC310, FC510, FC579, FC611, FC619 (-12 thru -32), FC639/FC839B, FC693, FC735, FC849/FC849B, GH120, GH194, GH195, GH663, GH681-6, GH781, GH793.

4

Global TTC12 Fittings for use with Hose: FC636, FC659, FC736, GH493.

1 Nipple Part #	2 OTC Part #	3 TTC Part #	4 TTC12 Part #	Flange Head Dia. K Ø	Hose Size	A		D		EØ		H	
						mm	in	mm	in	mm	in	mm	in
—	—	—	1B8FHB8	1.25	-08	72,9	2.87	43,2	1.70	9,4	0.37	41,4	1.63
—	—	—	1B12FHB12	1.63	-12	88,6	3.49	58,4	2.30	14,2	0.56	54,1	2.13
—	—	—	1B16FHB12	1.87	-12	102,4	4.03	72,1	2.84	14,2	0.56	60,5	2.38
—	—	—	1B16FHB16	1.87	-16	107,2	4.22	72,6	2.86	19,3	0.76	60,5	2.38
—	—	—	1B20FHB16	2.13	-16	123,2	4.85	89,0	3.50	19,3	0.76	66,5	2.62
—	—	—	1B20FHB20	2.13	-20	134,6	5.30	90,7	3.57	25,7	1.01	66,5	2.62
—	—	—	1B24FHB24	2.50	-24	159,5	6.28	110,5	4.35	30,2	1.19	79,2	3.12
—	—	—	1B32FHB32	3.12	-32	182,9	7.20	119,9	4.72	41,4	1.62	114,3	4.50

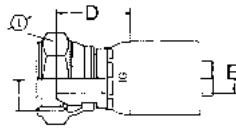
For flanges, split flange halves, kits and o-rings, see pages 190-195.

JIS/BSPP Female Swivel (BF)***

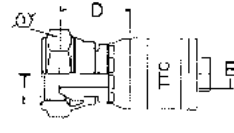
1



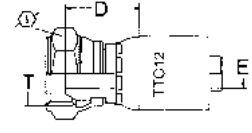
2



3



4



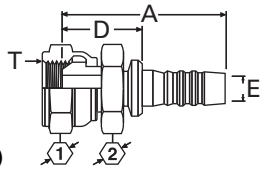
1 Nipple Part #	2 OTC Part #	3 TTC Part #	4 TTC12 Part #	Thd. T	Hose Size	A		D		EØ		①	
						mm	in	mm	in	mm	in		mm
1S4BF4	1G4BF4	1A4BF4	—	G 1/4	-04	42,3	1.66	18,9	0.74	4,2	0.16	19,0	0.75
1S6BF6	1G6BF6	1A6BF6	1B6BF6	G 3/8	-06	46,4	1.83	21,1	0.83	6,7	0.26	22,0	0.87
1S8BF6	1G8BF6	1A8BF6	—	G 1/2	-06	47,9	1.88	22,6	0.89	6,7	0.26	27,0	1.06
1S8BF8	1G8BF8	1A8BF8	1B8BF8	G 1/2	-08	53,5	2.11	23,8	0.94	9,6	0.38	27,0	1.06
1S10BF10	1G10BF10	1A10BF10	—	G 5/8	-10	54,1	2.13	24,7	0.97	12,8	0.50	30,0	1.18
1S12BF12	1G12BF12	1A12BF12	1B12BF12	G 3/4	-12	55,5	2.18	25,3	1.00	15,5	0.61	32,0	1.26
1S16BF16	1G16BF16	1A16BF16	1B16BF16	G 1	-16	62,0	2.44	27,6	1.09	20,7	0.81	41,0	1.61
1S20BF20	1G20BF20	1AT20BF20**	1B20BF20	G 1 1/4	-20	73,6	2.90	29,6	1.16	26,6	1.05	50,0	1.97
1S24BF24	1G24BF24	—	1B24BF24	G 1 1/2	-24	80,0	3.15	33,7	1.33	32,0	1.26	55,0	2.16
1S32BF32	1G32BF32	—	—	G 2	-32	85,4	3.36	35,2	1.38	44,4	1.75	70,0	2.75

* Uses 1-wire braid hose socket.

**Uses 2-wire braid hose socket.

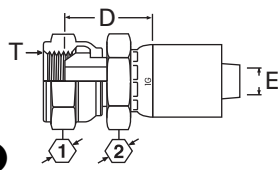
***The JIS parallel thread and the BSPP connection are interchangeable.

JIS/BSPP Female Swivel (JM)***



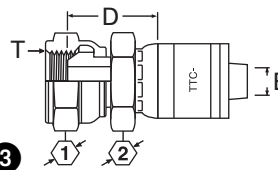
1

Global Nipples for use with Hose:
Clamp: 2661 (-12 thru -20), FC619 (-12 thru -20). **Socket 1SA:** 2681, FC194, FC310, FC510, FC639/FC839B (-4 thru -8), GH194 (-4 thru -20), GH663, GH681. **Socket 1SB:** 2781, FC195, FC466, FC498, FC598, FC579, FC639/FC839B (-10 thru -16), FC735 (-4 thru -20), FC849/FC849B (-06 thru -12), GH120 (-4 thru -20), GH195, GH781 (-04 thru -20), GH793, 2766.



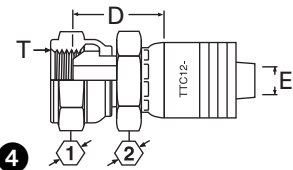
2

Global OTC Fittings for use with Hose: 2583, 2661, FC466, FC498, FC598, FC619, FC699



3

Global TTC Fittings for use with Hose: 2661(-12 thru -32), FC310, FC510, FC579, FC611, FC619 (-12 thru -32), FC639/FC839B, FC693, FC735, FC849/FC849B, GH120, GH194, GH195, GH663, GH681-6, GH781, GH793.



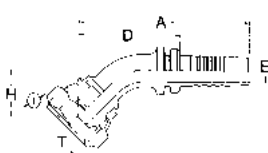
4

Global TTC12 Fittings for use with Hose: FC636, FC659, FC736, GH493.

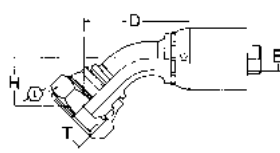
1 Nipple Part #	2 OTC Part #	3 TTC Part #	4 TTC12 Part #	Thd. T	Hose Size	A		D		EØ		1		2	
						mm	in	mm	in	mm	in	mm	in	mm	in
1S4JM4	1G4JM4	1A4JM4	—	G 1/4	-04	47,0	1.85	23,6	0.93	4,2	0.16	19,0	0.75	19,0	0.75
1S6JM6	1G6JM6	1A6JM6	—	G 3/8	-06	51,0	2.01	25,7	1.01	6,7	0.26	22,0	0.87	22,0	0.87
1S8JM8	1G8JM8	1A8JM8	1B8JM8	G 1/2	-08	58,0	2.28	28,3	1.11	9,6	0.38	27,0	1.06	27,0	1.06
1S12JM12	1G12JM12	1A12JM12	1B12JM12	G 3/4	-12	62,0	2.44	31,8	1.25	15,5	0.61	32,0	1.26	36,0	1.42
1S16JM16	1G16JM16	1A16JM16	1B16JM16	G 1	-16	69,0	2.72	34,6	1.36	20,7	0.81	41,0	1.61	41,0	1.61
1S20JM20	1G20JM20	1AP20JM20*	1B20JM20	G 1 1/4	-20	80,2	3.16	36,2	1.42	26,6	1.05	50,0	1.97	46,0	1.81
—	—	1AT20JM20**	—	G 1 1/4	-20	80,2	3.16	36,2	1.42	26,6	1.05	50,0	1.97	46,0	1.81

JIS/BSPP Female Swivel, 45° Elbow (BFA)***

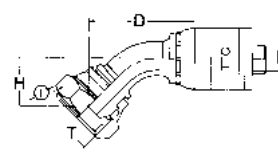
1



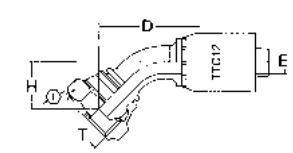
2



3



4



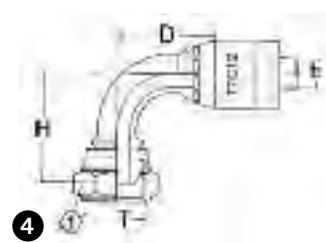
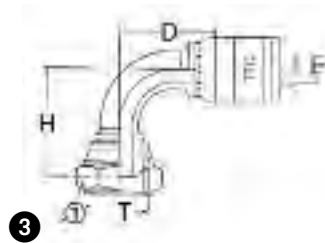
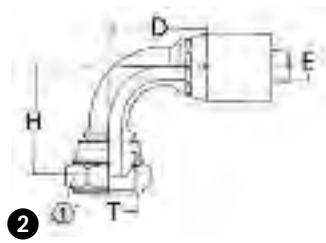
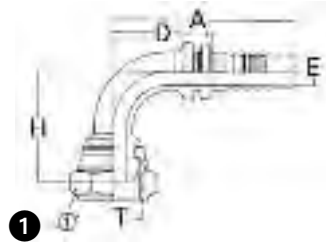
1 Nipple Part #	2 OTC Part #	3 TTC Part #	4 TTC12 Part #	Thd. T	Hose Size	A		D		EØ		H		1	
						mm	in	mm	in	mm	in	mm	in	mm	in
1S4BFA4	1G4BFA4	1A4BFA4	—	G 1/4	-04	65,3	2.57	41,9	1.65	4,2	0.16	16,5	0.65	19,0	0.75
1S6BFA6	1G6BFA6	1A6BFA6	—	G 3/8	-06	73,8	2.90	48,5	1.91	6,7	0.26	19,0	0.75	22,0	0.87
1S8BFA8	1G8BFA8	1A8BFA8	1B8BFA8	G 1/2	-08	91,5	3.60	61,8	2.43	9,6	0.38	24,8	0.98	27,0	1.06
1S10BFA10	1G10BFA10	1A10BFA10	—	G 5/8	-10	100,4	3.95	71,0	2.79	12,8	0.50	27,4	1.08	30,0	1.18
1S12BFA12	1G12BFA12	1A12BFA12	1B12BFA12	G 3/4	-12	108,8	4.28	78,6	3.09	15,5	0.61	29,4	1.16	32,0	1.26
1S16BFA16	1G16BFA16	1A16BFA16	1B16BFA16	G 1	-16	126,8	4.99	92,4	3.09	20,7	0.81	33,2	1.31	41,0	1.61
1S20BFA20	1G20BFA20	1AT20BFA20**	1B20BFA20	G 1 1/4	-20	153,6	6.05	109,6	4.31	26,6	1.05	37,2	1.46	50,0	1.97

* Uses 1-wire braid hose socket.

**Uses 2-wire braid hose socket.

***The JIS parallel thread and the BSPP connection are interchangeable.

JIS/BSPP Female Swivel 90° Elbow (BFB)***



Global Nipples for use with Hose:
Clamp: 2661 (-12 thru -20), FC619 (-12 thru -20). **Socket 1SA:** 2681, FC194, FC310, FC510, FC639/FC839B (-4 thru -8), GH194 (-4 thru -20), GH663, GH681. **Socket 1SB:** 2781, FC195, FC466, FC498, FC598, FC579, FC639/FC839B (-10 thru -16), FC735 (-4 thru -20), FC849/FC849B (-06 thru -12), GH120 (-4 thru -20), GH195, GH781 (-04 thru -20), GH793, 2766.

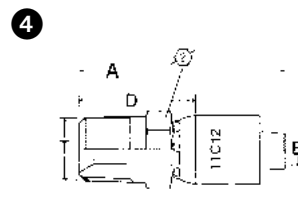
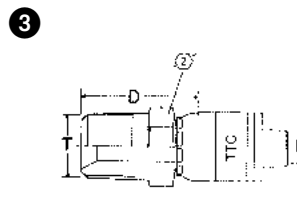
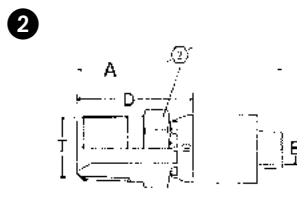
Global OTC Fittings for use with Hose: 2583, 2661, FC466, FC498, FC598, FC619, FC699

Global TTC Fittings for use with Hose: 2661(-12 thru -32), FC310, FC510, FC579, FC611, FC619 (-12 thru -32), FC639/FC839B, FC693, FC735, FC849/FC849B, GH120, GH194, GH195, GH663, GH681-6, GH781, GH793.

Global TTC12 Fittings for use with Hose: FC636, FC659, FC736, GH493.

1 Nipple Part #	2 OTC Part #	3 TTC Part #	4 TTC12 Part #	Thd. T	Hose Size	A		D		EØ		H		1
						mm	in	mm	in	mm	in	mm	in	
1S4BFB4	1G4BFB4	1A4BFB4	—	G 1/4	-04	45,8	1.80	22,4	0.88	4,2	0.16	24,8	0.98	17,0 0.67
1S6BFB6	1G6BFB6	1A6BFB6	—	G 3/8	-06	58,9	2.32	33,6	1.32	6,7	0.26	35,0	1.38	22,0 0.87
1S8BFB6	1G8BFB6	1A8BFB6	—	G 1/2	-06	75,7	2.98	50,4	1.98	6,7	0.26	47,8	1.88	27,0 1.06
1S8BFB8	1G8BFB8	1A8BFB8	1B8BFB8	G 1/2	-08	65,5	2.58	35,8	1.41	9,6	0.38	37,5	1.48	27,0 1.06
1S10BFB10	1G10BFB10	1A10BFB10	—	G 5/8	-10	90,6	3.57	61,2	1.41	12,8	0.50	56,3	2.22	27,0 1.06
1S12BFB12	1G12BFB12	1A12BFB12	1B12BFB12	G 3/4	-12	82,2	3.24	52,0	2.05	15,5	0.61	47,5	1.87	32,0 1.26
1S16BFB16	1G16BFB16	1A16BFB16	1B16BFB16	G 1	-16	118,2	4.65	83,8	3.30	20,7	0.81	71,5	2.81	41,0 1.61
1S20BFB20	1G20BFB20	1AT20BFB20**	1B20BFB20	G 1/4	-20	146,2	5.75	102,2	4.02	26,6	1.05	82,5	3.25	50,0 1.97

BSP Male Tapered, BSPT (BT)



1 Nipple Part #	2 OTC Part #	3 TTC Part #	4 TTC12 Part #	Thd. T	Hose Size	A		D		EØ		2
						mm	in	mm	in	mm	in	
1S4BT4	1G4BT4	1A4BT4	—	R 1/4 -19	-04	50,6	1.99	27,2	1.07	4,2	0.16	14,0 0.55
1S6BT6	1G6BT6	1A6BT6	1B6BT6	R 3/8 -19	-06	54,9	2.16	29,6	1.16	6,7	0.26	19,0 0.75
1S8BT8	1G8BT8	1A8BT8	1B8BT8	R 1/2 -14	-08	66,2	2.61	36,5	1.44	9,6	0.38	22,0 0.87
1S12BT12	1G12BT12	1A12BT12	1B12BT12	R 3/4 -14	-12	71,1	2.80	40,9	1.61	15,5	0.61	30,0 1.18
1S16BT16	1G16BT16	1A16BT16	1B16BT16	R 1 -11	-16	81,2	3.20	46,8	1.84	20,7	0.81	36,0 1.42
1S20BT20	1G20BT20	1AT20BT20**	1B20BT20	R 1 1/4 -11	-20	96,2	3.79	52,2	2.05	26,6	1.05	46,0 1.81
—	—	—	1B24BT24	R 1 1/4 -11	-24	100,8	3.97	54,5	2.14	32,0	1.26	50,0 1.97

* Uses 1-wire braid hose socket.

**Uses 2-wire braid hose socket.

***The JIS parallel thread and the BSPP connection are interchangeable.

BSP Male Parallel (BP)

SPECIALTY & TRUCK HOSE

LOW & MEDIUM PRESSURE HOSE

HIGH PRESSURE HOSE

HOSE FITTINGS

ADAPTERS & TUBE FITTINGS

ACCESSORIES & ASSEMBLY INSTRUCTIONS

HOSE ASSEMBLY EQUIPMENT

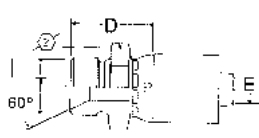
APPENDICES



1

Global Nipples for use with Hose:

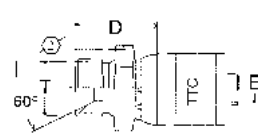
Clamp: 2661 (-12 thru -20), FC619 (-12 thru -20). **Socket 1SA:** 2681, FC194, FC310, FC510, FC639/FC839B (-4 thru -8), GH194 (-4 thru -20), GH663, GH681. **Socket 1SB:** 2781, FC195, FC466, FC498, FC598, FC579, FC639/FC839B (-10 thru -16), FC735 (-4 thru -20), FC849/FC849B (-06 thru -12), GH120 (-4 thru -20), GH195, GH781 (-04 thru -20), GH793, 2766.



2

Global OTC Fittings for use with Hose:

2583, 2661, FC466, FC498, FC598, FC619, FC699



3

Global TTC Fittings for use with Hose:

2661(-12 thru -32), FC310, FC510, FC579, FC611, FC619 (-12 thru -32), FC639/FC839B, FC693, FC735, FC849/FC849B, GH120, GH194, GH195, GH663, GH681-6, GH781, GH793.

4

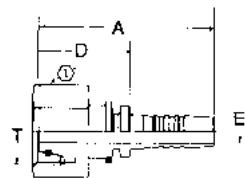
Global TTC12 Fittings for use with Hose:

FC636, FC659, FC736, GH493.

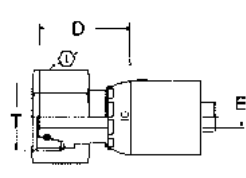
1 Nipple Part #	2 OTC Part #	3 TTC Part #	4 TTC12 Part #	Thd. T	Hose Size	A		D		EØ		Ⓜ	
						mm	in	mm	in	mm	in		mm
1S4BP4	1G4BP4	1A4BP4	—	G 1/4	-04	44,3	1.74	20,9	0.82	4,2	0.16	19,0	0.75
1S6BP6	1G6BP6	1A6BP6	—	G 3/8	-06	48,4	1.90	23,1	0.91	6,7	0.26	22,0	0.87
1S8BP6	1G8BP6	1A8BP6	—	G 1/2	-06	52,4	2.06	27,1	1.07	6,7	0.26	27,0	1.06
1S8BP8	1G8BP8	1A8BP8	—	G 1/2	-08	58,0	2.28	28,3	1.11	9,6	0.38	27,0	1.06
1S12BP12	1G12BP12	1A12BP12	—	G 3/4	-12	63,1	2.48	32,9	1.29	15,5	0.61	32,0	1.26
1S16BP16	1G16BP16	1A16BP16	—	G 1	-16	70,9	2.79	36,5	1.44	20,7	0.81	41,0	1.61

DKO Female Swivel, Light Duty (DL)

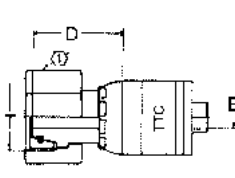
1



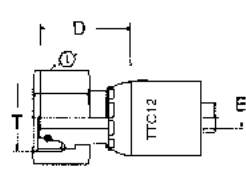
2



3



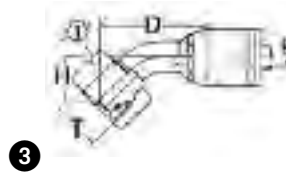
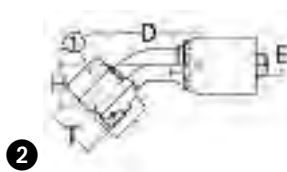
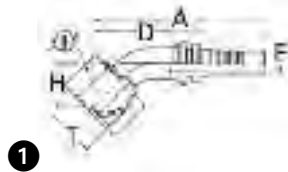
4



1 Nipple Part #	2 OTC Part #	3 TTC Part #	4 TTC12 Part #	Thd. T	Tube O.D.	Hose Size	A		D		EØ		Ⓜ	
							mm	in	mm	in	mm	in		mm
1S5DL4	1G5DL4	1A5DL4	—	M12 x 1.5	6	-04	48,0	1.89	24,6	0.97	4,2	0.16	17,0	0.67
S6DL4	1G6DL4	1A6DL4	—	M14 x 1.5	8	-04	46,0	1.81	22,6	0.89	4,2	0.16	17,0	0.67
1S8DL6	1G8DL6	1A8DL6	1B8DL6	M16 x 1.5	10	-06	56,9	2.24	31,6	1.24	6,7	0.26	19,0	0.75
1S10DL6	1G10DL6	1A10DL6	1B10DL6	M18 x 1.5	12	-06	51,2	2.01	25,9	1.02	6,7	0.26	22,0	0.87
1S12DL8	1G12DL8	1A12DL8	1B12DL8	M22 x 1.5	15	-08	58,3	2.29	28,6	1.12	9,6	0.38	27,0	1.06
1S16DL10	1G16DL10	1A16DL10	1B16DL10	M26 x 1.5	18	-10	59,2	2.33	29,8	1.17	12,8	0.50	32,0	1.26
1S20DL12	1G20DL12	1A20DL12	1B20DL12	M30 x 2	22	-12	62,5	2.46	32,3	1.27	15,5	0.61	36,0	1.42
1S25DL16	1G25DL16	1A25DL16	1B25DL16	M36 x 2	28	-16	68,2	2.68	33,8	1.33	20,7	0.81	41,0	1.61
1S32DL20	1G32DL20	1AT32DL20**	1B32DL20	M45 x 2	35	-20	83,7	3.29	39,7	1.56	26,6	1.05	50,0	1.97
1S40DL24	1G40DL24	1A40DL24	—	M52 x 2	42	-24	87,2	3.43	40,9	1.61	32,0	1.26	60,0	2.36

**Uses 2-wire braid hose socket.

DKO Female Swivel, Light Duty, 45° Elbow (DLA)



Global Nipples for use with Hose:
Clamp: 2661 (-12 thru -20), FC619 (-12 thru -20). **Socket 1SA:** 2681, FC194, FC310, FC510, FC639/FC839B (-4 thru -8), GH194 (-4 thru -20), GH663, GH681. **Socket 1SB:** 2781, FC195, FC466, FC498, FC598, FC579, FC639/FC839B (-10 thru -16), FC735 (-4 thru -20), FC849/FC849B (-06 thru -12), GH120 (-4 thru -20), GH195, GH781 (-04 thru -20), GH793, 2766.

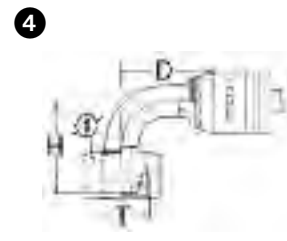
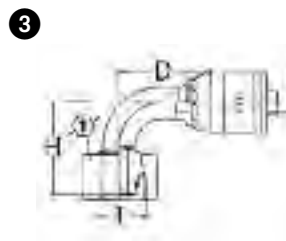
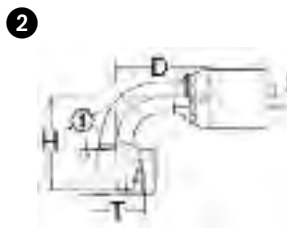
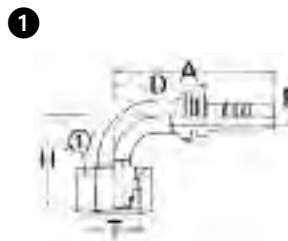
Global OTC Fittings for use with Hose: 2583, 2661, FC466, FC498, FC598, FC619, FC699

Global TTC Fittings for use with Hose: 2661(-12 thru -32), FC310, FC510, FC579, FC611, FC619 (-12 thru -32), FC639/FC839B, FC693, FC735, FC849/FC849B, GH120, GH194, GH195, GH663, GH681-6, GH781, GH793.

Global TTC12 Fittings for use with Hose: FC636, FC659, FC736, GH493.

1	2	3	4	Thd. T	Tube O.D.	Hose Size	A		D		EØ		H		1	
Nipple Part #	OTC Part #	TTC Part #	TTC12 Part #				mm	in	mm	in	mm	in	mm	in		mm
1S6DLA4	1G6DLA4	1A6DLA4	—	M14 x 1.5	8	-04	62,4	2.46	39,0	1.53	4,2	0.16	17,5	0.69	17,0	0.67
1S8DLA6	1G8DLA6	1A8DLA6	—	M16 x 1.5	10	-06	66,8	2.63	41,5	1.63	6,7	0.26	19,0	0.75	19,0	0.75
1S10DLA6	1G10DLA6	1A10DLA6	—	M18 x 1.5	12	-06	69,8	2.75	44,5	1.75	6,7	0.26	20,5	0.81	22,0	0.87
1S12DLA8	1G12DLA8	1A12DLA8	—	M22 x 1.5	15	-08	81,7	3.22	52,0	2.05	9,6	0.38	21,5	0.85	27,0	1.06
1S16DLA10	1G16DLA10	1A16DLA10	—	M26 x 1.5	18	-10	88,4	3.48	59,0	2.32	12,8	0.50	27,5	1.08	32,0	1.26
1S20DLA12	1G20DLA12	1A20DLA12	—	M30 x 2	22	-12	98,4	3.87	68,2	2.68	15,5	0.61	26,0	1.02	36,0	1.42
1S25DLA16	1G25DLA16	1A25DLA16	—	M36 x 2	28	-16	120,0	4.72	85,6	3.37	20,7	0.81	33,5	1.32	41,0	1.61
—	—	1AT32DLA20**	—	M45 x 2	35	-20	148,0	5.83	104,0	4.09	26,6	1.05	43,0	1.69	50,0	1.97

DKO Female Swivel, Light Duty, 90° Elbow (DLB)



1	2	3	4	Thd. T	Tube O.D.	Hose Size	A		D		EØ		H		1	
Nipple Part #	OTC Part #	TTC Part #	TTC12 Part #				mm	in	mm	in	mm	in	mm	in		mm
1S5DLB4	1G5DLB4	1A5DLB4	—	M12 x 1.5	6	-04	49,9	1.96	26,5	1.04	4,2	0.16	26,5	1.04	17,0	0.67
1S5DLB4	1G6DLB4	1A6DLB4	—	M14 x 1.5	8	-04	51,9	2.04	28,5	1.12	4,2	0.16	31,5	1.24	17,0	0.67
1S8DLB6	1G8DLB6	1A8DLB6	1B8DLB6	M16 x 1.5	10	-06	57,3	2.25	32,0	1.26	6,7	0.26	35,5	1.40	19,0	0.75
1S10DLB6	1G10DLB6	1A10DLB6	—	M18 x 1.5	12	-06	60,3	2.37	35,0	1.38	6,7	0.26	39,0	1.53	22,0	0.87
1S12DLB8	1G12DLB8	1A12DLB8	1B12DLB8	M22 x 1.5	15	-08	72,0	2.83	42,3	1.66	9,6	0.38	43,0	1.69	27,0	1.06
1S16DLB10	1G16DLB10	1A16DLB10	—	M26 x 1.5	18	-10	82,9	3.26	53,5	2.11	12,8	0.50	59,0	2.32	32,0	1.26
1S20DLB12	1G20DLB12	1A20DLB12	1B20DLB12	M30 x 2	22	-12	95,0	3.74	64,8	2.55	15,5	0.61	54,0	2.12	36,0	1.42
1S25DLB16	1G25DLB16	1A25DLB16	—	M36 x 2	28	-16	154,4	6.08	120,0	4.72	20,7	0.81	71,0	2.79	41,0	1.61
—	—	1AT32DLB20**	—	M45 x 2	35	-20	119,0	4.68	75,0	2.95	26,6	1.05	76,0	2.99	50,0	1.97

**Uses 2-wire braid hose socket.

24° Male, Light Duty (DK)

SPECIALTY & TRUCK HOSE

LOW & MEDIUM PRESSURE HOSE

HIGH PRESSURE HOSE

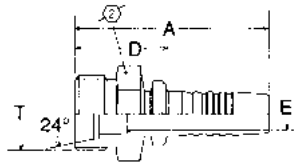
HOSE FITTINGS

ADAPTERS & TUBE FITTINGS

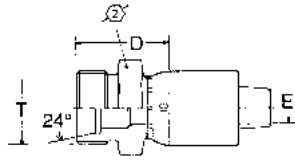
ACCESSORIES & ASSEMBLY INSTRUCTIONS

HOSE ASSEMBLY EQUIPMENT

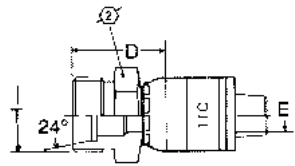
APPENDICES



1



2



3

4

Global Nipples for use with Hose:
Clamp: 2661 (-12 thru -20), FC619 (-12 thru -20). **Socket 1SA:** 2681, FC194, FC310, FC510, FC639/FC839B (-4 thru -8), GH194 (-4 thru -20), GH663, GH681. **Socket 1SB:** 2781, FC195, FC466, FC498, FC598, FC579, FC639/FC839B (-10 thru -16), FC735 (-4 thru -20), FC849/FC849B (-06 thru -12), GH120 (-4 thru -20), GH195, GH781 (-04 thru -20), GH793, 2766.

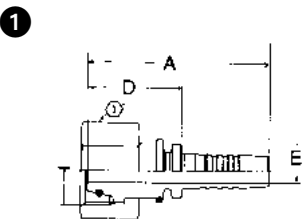
Global OTC Fittings for use with Hose: 2583, 2661, FC466, FC498, FC598, FC619, FC699

Global TTC Fittings for use with Hose: 2661(-12 thru -32), FC310, FC510, FC579, FC611, FC619 (-12 thru -32), FC639/FC839B, FC693, FC735, FC849/FC849B, GH120, GH194, GH195, GH663, GH681-6, GH781, GH793.

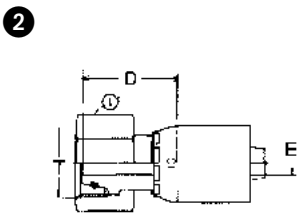
Global TTC12 Fittings for use with Hose: FC636, FC659, FC736, GH493.

1	2	3	4	Thd. T	Tube O.D.	Hose Size	A		D		EØ		②
Nipple Part #	OTC Part #	TTC Part #	TTC12 Part #				mm	in	mm	in	mm	in	mm in
1S5DK4	1G5DK4	1A5DK4	—	M12 x 1.5	6	-04	44,7	1.76	21,3	0.84	4,2	0.16	12,0 0.47
1S6DK4	1G6DK4	1A6DK4	—	M14 x 1.5	8	-04	44,5	1.75	21,1	0.83	4,2	0.16	14,0 0.55
1S8DK6	1G8DK6	1A8DK6	—	M16 x 1.5	10	-06	52,0	2.05	26,7	1.05	6,7	0.26	17,0 0.67
1S10DK6	1G10DK6	1A10DK6	—	M18 x 1.5	12	-06	49,0	1.93	23,7	0.93	6,7	0.26	19,0 0.75
1S12DK8	1G12DK8	1A12DK8	—	M22 x 1.5	15	-08	56,0	2.20	26,3	1.03	9,6	0.38	24,0 0.94
1S16DK10	1G16DK10	1A16DK10	—	M26 x 1.5	18	-10	56,0	2.20	26,6	1.05	12,8	0.50	27,0 1.06
1S20DK12	1G20DK12	1A20DK12	—	M30 x 2	22	-12	62,0	2.44	31,8	1.25	15,5	0.61	32,0 1.26
1S25DK16	1G25DK16	1A25DK16	—	M36 x 2	28	-16	66,0	2.60	31,6	1.24	20,7	0.81	41,0 1.61
1S32DK20	1G32DK20	1AT32DK20**	—	M45 x 2	35	-20	79,4	3.12	35,4	1.39	26,6	1.05	46,0 1.81

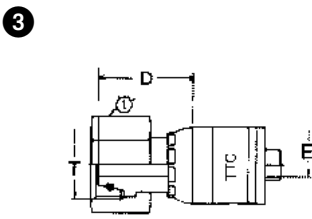
DKO Female Swivel, Heavy Duty (DS)



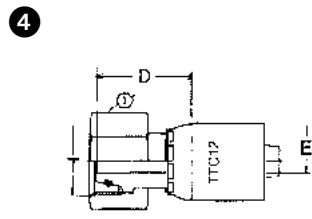
1



2



3

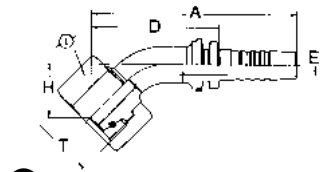


4

1	2	3	4	Thd. T	Tube O.D.	Hose Size	A		D		EØ		①
Nipple Part #	OTC Part #	TTC Part #	TTC12 Part #				mm	in	mm	in	mm	in	mm in
1S5DS4	1G5DS4	1A5DS4	—	M16 x 1.5	8	-04	49,6	1.95	26,2	1.03	4,2	0.16	19,0 0.75
1S6DS4	1G6DS4	1A6DS4	—	M18 x 1.5	10	-04	50,8	2.00	27,4	1.08	4,2	0.16	22,0 0.87
1S8DS6	1G8DS6	1A8DS6	1B8DS6	M20 x 1.5	12	-06	53,8	2.12	28,5	1.12	6,7	0.26	24,0 0.94
1S10DS6	1G10DS6	1A10DS6	1B10DS6	M22 x 1.5	14	-06	56,9	2.24	31,6	1.24	6,7	0.26	27,0 1.06
1S12DS8	1G12DS8	1A12DS8	1B12DS8	M24 x 1.5	16	-08	62,4	2.46	32,7	1.29	9,6	0.38	30,0 1.18
1S16DS10	1G16DS10	1A16DS10	1B16DS10	M30 x 2	20	-10	66,9	2.63	37,5	1.48	12,8	0.50	36,0 1.42
1S20DS12	1G20DS12	1A20DS12	1B20DS12	M36 x 2	25	-12	72,0	2.83	41,8	1.64	15,5	0.61	46,0 1.81
1S25DS16	1G25DS16	1A25DS16	1B25DS16	M42 x 2	30	-16	78,5	3.09	44,1	1.44	20,7	0.81	50,0 1.97
—	—	—	1B32DS20	M52 x 2	38	-20	93,7	3.69	49,7	1.96	26,6	1.05	60,0 2.36

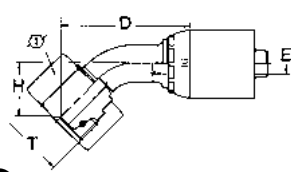
**Uses 2-wire braid hose socket.

DKO Female Swivel, Heavy Duty, 45° Elbow (DSA)



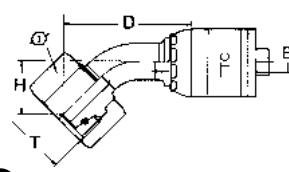
1

Global Nipples for use with Hose:
Clamp: 2661 (-12 thru -20), FC619 (-12 thru -20). **Socket 1SA:** 2681, FC194, FC310, FC510, FC639/FC839B (-4 thru -8), GH194 (-4 thru -20), GH663, GH681. **Socket 1SB:** 2781, FC195, FC466, FC498, FC598, FC579, FC639/FC839B (-10 thru -16), FC735 (-4 thru -20), FC849/FC849B (-06 thru -12), GH120 (-4 thru -20), GH195, GH781 (-04 thru -20), GH793, 2766.



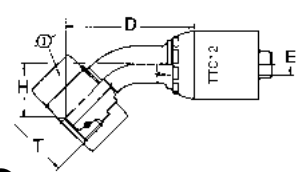
2

Global OTC Fittings for use with Hose: 2583, 2661, FC466, FC498, FC598, FC619, FC699



3

Global TTC Fittings for use with Hose: 2661(-12 thru -32), FC310, FC510, FC579, FC611, FC619 (-12 thru -32), FC639/FC839B, FC693, FC735, FC849/FC849B, GH120, GH194, GH195, GH663, GH681-6, GH781, GH793.

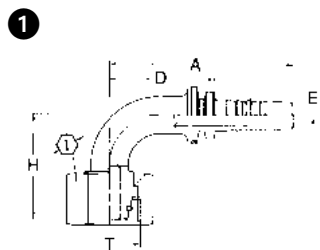


4

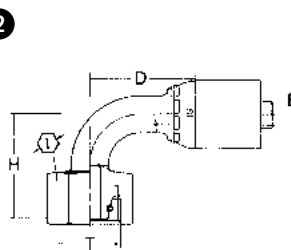
Global TTC12 Fittings for use with Hose: FC636, FC659, FC736, GH493.

1	2	3	4	Thd. T	Tube O.D.	Hose Size	A		D		EØ		H		I	
Nipple Part #	OTC Part #	TTC Part #	TTC12 Part #				mm	in	mm	in	mm	in	mm	in		mm
1S6DSA4	1G6DSA4	1A6DSA4	—	M18 x 1.5	10	-04	61,4	2.42	38,0	1.50	4,2	0.16	17,0	0.67	22,0	0.87
1S8DSA6	1G8DSA6	1A8DSA6	1B8DSA6	M20 x 1.5	12	-06	68,3	2.69	43,0	1.69	6,7	0.26	19,0	0.75	24,0	0.94
1S10DSA6	1G10DSA6	1A10DSA6	—	M22 x 1.5	14	-06	68,8	2.71	43,5	1.71	6,7	0.26	20,0	0.79	27,0	1.06
1S12DSA8	1G12DSA8	1A12DSA8	1B12DSA8	M24 x 1.5	16	-08	79,7	3.14	50,0	1.97	9,6	0.38	23,0	0.90	30,0	1.18
1S16DSA10	1G16DSA10	1A16DSA10	1B16DSA10	M30 x 2	20	-10	89,3	3.51	59,9	2.36	12,8	0.50	26,0	1.02	36,0	1.42
1S20DSA12	1G20DSA12	1A20DSA12	1B20DSA12	M36 x 2	25	-12	107,4	4.23	77,2	3.04	15,5	0.61	32,5	1.28	46,0	1.81
1S25DSA16	1G25DSA16	1A25DSA16	1B25DSA16	M42 x 2	30	-16	121,4	4.78	87,0	3.42	20,7	0.81	37,5	1.48	55,0	2.16

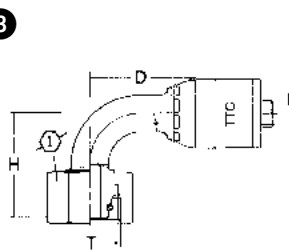
DKO Female Swivel, Heavy Duty, 90° Elbow (DSB)



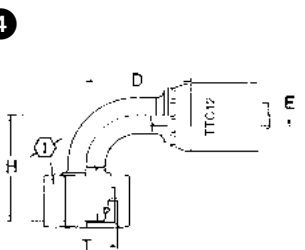
1



2



3



4

1	2	3	4	Thd. T	Tube O.D.	Hose Size	A		D		EØ		H		I	
Nipple Part #	OTC Part #	TTC Part #	TTC12 Part #				mm	in	mm	in	mm	in	mm	in		mm
1S6DSB4	1G6DSB4	1A6DSB4	—	M18 x 1.5	10	-04	54,5	2.14	31,0	1.22	4,2	0.16	33,5	1.32	22,0	0.87
1S8DSB6	1G8DSB6	1A8DSB6	1B8DSB6	M20 x 1.5	12	-06	60,3	2.37	35,0	1.38	6,7	0.26	35,0	1.38	24,0	0.94
1S10DSB6	1G10DSB6	1A10DSB6	1B10DSB6	M22 x 1.5	14	-06	63,8	2.51	38,5	1.51	6,7	0.26	42,0	1.65	27,0	1.06
1S12DSB8	1G12DSB8	1A12DSB8	1B12DSB8	M24 x 1.5	16	-08	73,7	2.90	44,0	1.73	9,6	0.38	49,0	1.93	30,0	1.18
1S16DSB10	1G16DSB10	1A16DSB10	1B16DSB10	M30 x 2	20	-10	82,0	3.23	52,6	2.07	12,8	0.50	53,5	2.11	36,0	1.42
1S20DSB12	1G20DSB12	1A20DSB12	1B20DSB12	M36 x 2	25	-12	93,0	3.66	62,8	2.47	15,5	0.61	64,5	2.54	46,0	1.81
1S25DSB16	1G25DSB16	1A25DSB16	1B25DSB16	M42 x 2	30	-16	104,0	4.09	69,6	2.74	20,7	0.81	74,0	2.91	50,0	1.97

24° Male, Heavy Duty (EK)

SPECIALTY & TRUCK HOSE

LOW & MEDIUM PRESSURE HOSE

HIGH PRESSURE HOSE

HOSE FITTINGS

ADAPTERS & TUBE FITTINGS

ACCESSORIES & ASSEMBLY INSTRUCTIONS

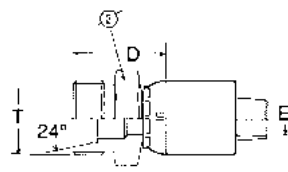
HOSE ASSEMBLY EQUIPMENT

APPENDICIES



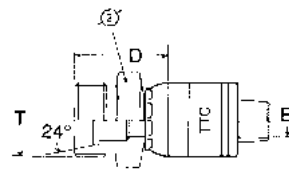
1

Global Nipples for use with Hose:
Clamp: 2661 (-12 thru -20), FC619 (-12 thru -20). **Socket 1SA:** 2681, FC194, FC310, FC510, FC639/FC839B (-4 thru -8), GH194 (-4 thru -20), GH663, GH681. **Socket 1SB:** 2781, FC195, FC466, FC498, FC598, FC579, FC639/FC839B (-10 thru -16), FC735 (-4 thru -20), FC849/FC849B (-06 thru -12), GH120 (-4 thru -20), GH195, GH781 (-04 thru -20), GH793, 2766.



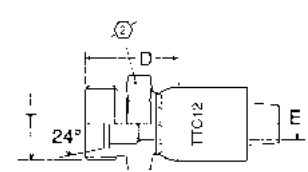
2

Global OTC Fittings for use with Hose: 2583, 2661, FC466, FC498, FC598, FC619, FC699



3

Global TTC Fittings for use with Hose: 2661(-12 thru -32), FC310, FC510, FC579, FC611, FC619 (-12 thru -32), FC639/FC839B, FC693, FC735, FC849/FC849B, GH120, GH194, GH195, GH663, GH681-6, GH781, GH793.

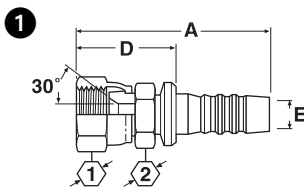


4

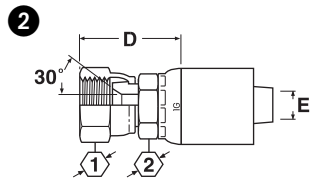
Global TTC12 Fittings for use with Hose: FC636, FC659, FC736, GH493.

1 Nipple Part #	2 OTC Part #	3 TTC Part #	4 TTC12 Part #	Thd. T	Tube O.D.	Hose Size	A		D		EØ		2	
							mm	in	mm	in	mm	in		mm
1S5DK4	1G5DK4	1A5DK4	—	M12 x 1.5	6	-04	44,7	1.76	21,3	0.84	4,2	0.16	12,0	0.47
1S5EK4	1G5EK4	1A5EK4	—	M16 x 1.5	8	-04	47,5	1.87	24,1	0.95	4,2	0.16	17,0	0.67
1S6EK4	1G6EK4	1A6EK4	—	M18 x 1.5	10	-04	40,7	1.60	23,6	0.93	4,2	0.16	19,0	0.75
1S8EK6	1G8EK6	1A8EK6	1B8EK6	M20 x 1.5	12	-06	50,3	1.98	25,0	0.98	6,7	0.26	22,0	0.87
1S10EK6	1G10EK6	1A10EK6	1B10EK6	M22 x 1.5	14	-06	52,6	2.07	27,3	1.07	6,7	0.26	24,0	0.94
1S12EK8	1G12EK8	1A12EK8	1B12EK8	M24 x 1.5	16	-08	58,0	2.28	28,3	1.11	9,6	0.38	27,0	1.06
1S16EK10	1G16EK10	1A16EK10	1B16EK10	M30 x 2	20	-10	62,0	2.44	32,6	1.28	12,8	0.50	32,0	1.26
1S20EK12	1G20EK12	1A20EK12	1B20EK12	M36 x 2	25	-12	65,5	2.58	35,3	1.39	15,5	0.61	41,0	1.61
1S25EK16	1G25EK16	1A25EK16	1B25EK16	M42 x 2	30	-16	72,3	2.85	37,9	1.49	20,7	0.81	46,0	1.81

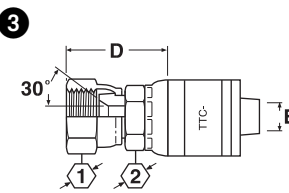
JIS Female Swivel (JF)



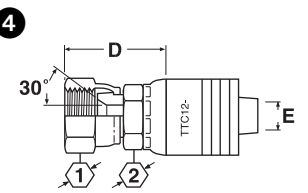
1



2



3



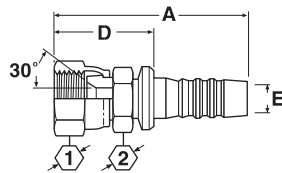
4

1 Nipple Part #	2 OTC Part #	3 TTC Part #	4 TTC12 Part #	Thd.	Hose Size	A		D		EØ		1	2
						mm	in	mm	in	mm	in		
1S4JF4	1G4JF4	1A4JF4	—	G 1/4	-04	53,2	2.09	29,8	1.17	4,2	0.16	19,0	0.75
1S6JF6	1G6JF6	1A6JF6	1B6JF6	G 3/8	-06	59,2	2.33	33,9	1.33	6,7	0.26	22,0	0.87
1S8JF8	1G8JF8	1A8JF8	1B8JF8	G 1/2	-08	66,3	2.61	36,6	1.44	9,6	0.38	27,0	1.06
1S12JF12	1G12JF12	1A12JF12	1B12JF12	G 3/4	-12	73,3	2.88	43,1	1.70	15,5	0.61	32,0	1.26
1S16JF16	1G16JF16	1A16JF16	1B16JF16	G 1	-16	83,6	3.29	49,2	1.94	20,7	0.81	41,0	1.61
1S20JF20	1G20JF20	1AP20JF20*	1B20JF20	G 1 1/4	-20	102,1	4.02	58,1	2.29	26,6	1.05	50,0	1.97
—	—	1AT20JF20**	—	G 1 1/4	-20	102,1	4.02	58,1	2.29	26,6	1.05	50,0	1.97

* Uses 1-wire braid hose socket.

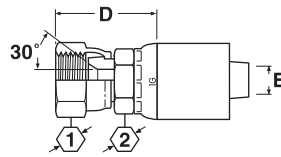
**Uses 2-wire braid hose socket.

Komatsu Female Swivel (KF)



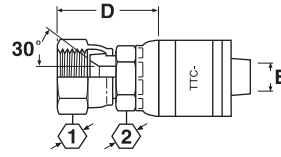
1

Global Nipples for use with Hose:
Clamp: 2661 (-12 thru -20), FC619 (-12 thru -20). **Socket 1SA:** 2681, FC194, FC310, FC510, FC639/FC839B (-4 thru -8), GH194 (-4 thru -20), GH663, GH681. **Socket 1SB:** 2781, FC195, FC466, FC498, FC598, FC579, FC639/FC839B (-10 thru -16), FC735 (-4 thru -20), FC849/FC849B (-06 thru -12), GH120 (-4 thru -20), GH195, GH781 (-04 thru -20), GH793, 2766.



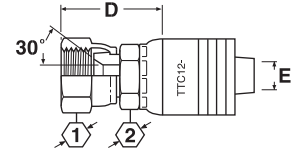
2

Global OTC Fittings for use with Hose: 2583, 2661, FC466, FC498, FC598, FC619, FC699



3

Global TTC Fittings for use with Hose: 2661 (-12 thru -32), FC310, FC510, FC579, FC611, FC619 (-12 thru -32), FC639/FC839B, FC693, FC735, FC849/FC849B, GH120, GH194, GH195, GH663, GH681-6, GH781, GH793.



4

Global TTC12 Fittings for use with Hose: FC636, FC659, FC736, GH493.

1 Nipple Part #	2 OTC Part #	3 TTC Part #	4 TTC12 Part #	Thd.	Hose Size	A		D		EØ		1	2		
						mm	in	mm	in	mm	in	mm	in		
1S4KF4	1G4KF4	1A4KF4	—	M14 x 1.5	-04	56,1	2.21	32,7	1.29	42,2	1.66	19,0	0.75	19,0	0.75
1S6KF6	1G6KF6	1A6KF6	—	M18 x 1.5	-06	60,4	2.38	35,1	1.38	6,7	0.26	24,0	0.94	22,0	0.87
1S8KF8	1G8KF8	1A8KF8	—	M22 x 1.5	-08	69,5	2.74	39,8	1.57	9,6	0.38	27,0	1.06	27,0	1.06
1S10KF10	1G10KF10	1A10KF10	—	M24 x 1.5	-10	75,4	2.97	46,0	1.81	12,4	0.49	32,0	1.26	30,0	1.18
1S10KF12	1G10KF12	1A10KF12	—	M24 x 1.5	-12	76,6	3.01	46,4	1.83	12,4	0.49	32,0	1.26	30,0	1.18
1S12KF12	1G12KF12	1A12KF12	1B12KF12	M30 x 1.5	-12	81,5	3.21	51,3	2.02	15,5	0.61	36,0	1.42	36,0	1.42
1S16KF16	1G16KF16	1A16KF16	1B16KF16	M33 x 1.5	-16	91,4	3.60	57,0	2.24	20,7	0.81	41,0	1.61	41,0	1.61
1S20KF20	1G20KF20	1AP20KF20*	1B20KF20	M36 x 1.5	-20	113,4	4.46	69,4	2.73	26,6	1.05	46,0	1.81	46,0	1.81
—	—	1AT20KF20**	—	M36 x 1.5	-20	113,4	4.46	60,4	2.38	26,6	1.05	46,0	1.81	46,0	1.81

* Uses 1-wire braid hose socket.

**Uses 2-wire braid hose socket.

SPECIALTY & TRUCK HOSE

LOW & MEDIUM PRESSURE HOSE

HIGH PRESSURE HOSE

HOSE FITTINGS

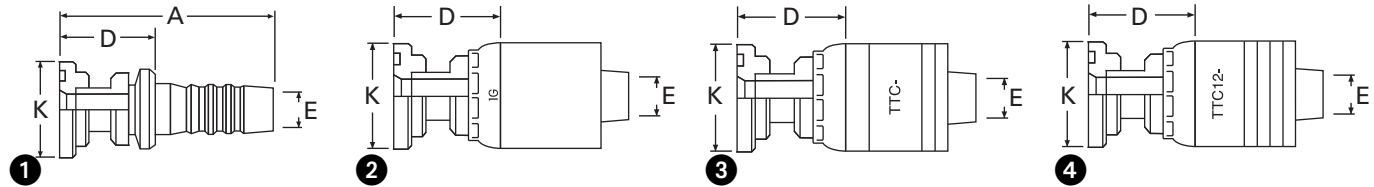
ADAPTERS & TUBE FITTINGS

ACCESSORIES & ASSEMBLY INSTRUCTIONS

HOSE ASSEMBLY EQUIPMENT

APPENDICES

Komatsu Split Flange (KS)



Global Nipples for use with Hose:
Clamp: 2661 (-12 thru -20), FC619 (-12 thru -20). **Socket 1SA:** 2681, FC194, FC310, FC510, FC639/FC839B (-4 thru -8), GH194 (-4 thru -20), GH663, GH681. **Socket 1SB:** 2781, FC195, FC466, FC498, FC598, FC579, FC639/FC839B (-10 thru -16), FC735 (-4 thru -20), FC849/FC849B (-06 thru -12), GH120 (-4 thru -20), GH195, GH781 (-04 thru -20), GH793, 2766.

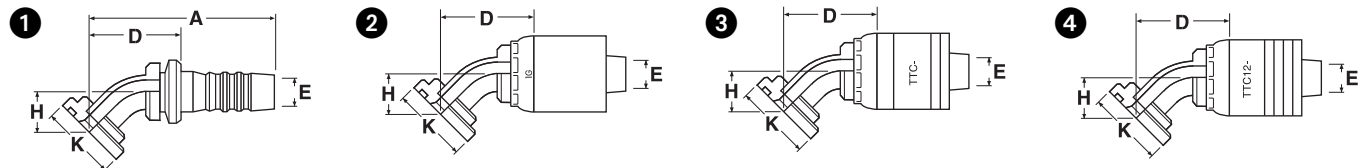
Global OTC Fittings for use with Hose: 2583, 2661, FC466, FC498, FC598, FC619, FC699

Global TTC Fittings for use with Hose: 2661(-12 thru -32), FC310, FC510, FC579, FC611, FC619 (-12 thru -32), FC639/FC839B, FC693, FC735, FC849/FC849B, GH120, GH194, GH195, GH663, GH681-6, GH781, GH793.

Global TTC12 Fittings for use with Hose: FC636, FC659, FC736, GH493.

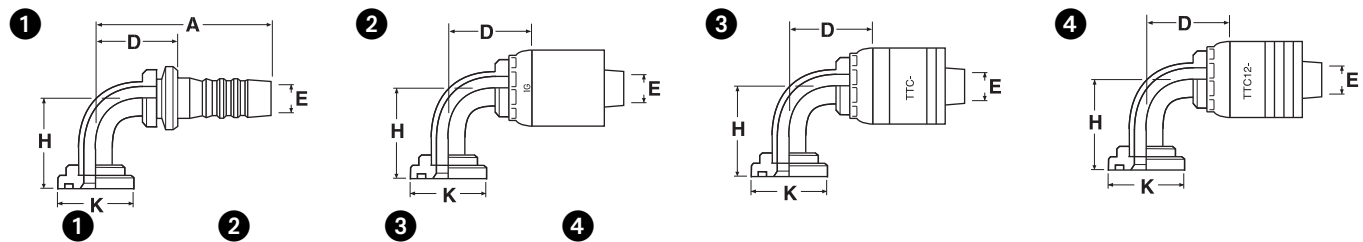
1	2	3	4	Flange Head Dia. K Ø	Hose Size	A		D		EØ	
Nipple Part #	OTC Part #	TTC Part #	TTC12 Part #			mm	in	mm	in	mm	in
1S10KS10	1G10KS10	1A10KS10	1B10KS10	34.2	-10	94,2	0.16	64,8	2.55	11,5	0.45

Komatsu Split Flange 45° Elbow (KSA)



1	2	3	4	Flange Head Dia. K Ø	Hose Size	A		D		EØ		H
Nipple Part #	OTC Part #	TTC Part #	TTC12 Part #			mm	in	mm	in	mm	in	mm
1S10KSA10	1G10KSA10	1A10KSA10	1B10KSA10	34.2	-10	86,1	3.39	56,7	2.23	11,5	0.45	21,8 0.86

Komatsu Split Flange 90° Elbow (KSB)



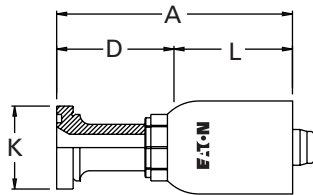
1	2	3	4	Flange Head Dia. K Ø	Hose Size	A		D		EØ		H
Nipple Part #	OTC Part #	TTC Part #	TTC12 Part #			mm	in	mm	in	mm	in	mm
1S10KSB10	1G10KSB10	1A10KSB10	1B10KSB10	34.2	-10	77,9	3.07	48,5	1.91	11,5	0.45	51,3 2.02

* Uses 1-wire braid hose socket.
 **Uses 2-wire braid hose socket.

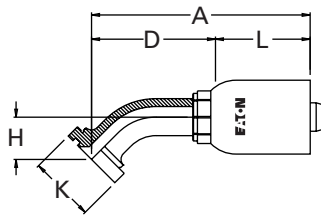
Global Spiral TTC Fittings

- Straight split flange -**
- 45° split flange -**
- 90° split flange -**
- Code 62 (SAE J518)**

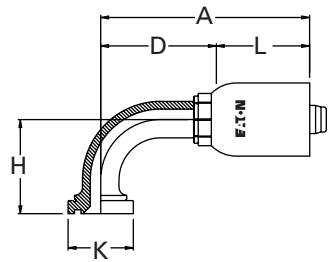
Spiral TTC Fittings for use
with hose: FC254, FC273, FC273B,
FC606, FC606B, GH466, GH506
1E Fittings for use on 4-wire
construction
1Z Fittings for use on 6-wire
construction



**Straight Split Flange
Code 62**



**45° Elbow Split Flange
Code 62**



**90° Elbow Split Flange
Code 62**

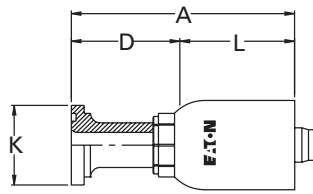
Fitting Part Number	Flange Head Dia. K Ø		Hose Size	A		D		Hose Insertion Length L		H	
	mm	in		mm	in	mm	in	mm	in	mm	in
Straight split flange – Code 62 (SAE J518)											
1E12FH12	41,3	1.62	-12	105,8	4.16	60,8	2.39	45,0	1.77		
1E16FH12	47,6	1.88	-12	110,0	4.33	65,0	2.56	45,0	1.77		
1E16FH16	47,6	1.88	-16	135,2	5.32	70,2	2.76	65,0	2.56		
1Z16FH16	47,6	1.88	-16	135,2	5.32	70,2	2.76	65,0	2.56		
1E20FH16	54,0	2.12	-16	132,6	5.22	67,6	2.66	65,0	2.56		
1E20FH20	54,0	2.12	-20	148,6	5.85	73,6	2.90	75,0	2.95		
1Z20FH16	54,0	2.12	-16	132,6	5.22	67,6	2.66	65,0	2.56		
1Z20FH20	54,0	2.12	-20	148,6	5.85	73,6	2.90	75,0	2.95		
1E24FH20	63,5	2.50	-20	185,6	7.31	110,6	4.35	75,0	2.95		
1Z24FH20	63,5	2.50	-20	185,6	7.31	110,6	4.35	75,0	2.95		
1E24FH24	63,5	2.50	-24	189,6	7.46	111,6	4.39	78,0	3.07		
1Z24FH24	63,5	2.50	-24	189,6	7.46	111,6	4.39	78,0	3.07		
1E32FH24	79,4	3.13	-24	200,6	7.90	122,6	4.83	78,0	3.07		
1Z32FH24	79,4	3.13	-24	200,6	7.90	122,6	4.83	78,0	3.07		
1E32FH32	79,4	3.13	-32	202,7	7.98	124,7	4.91	78,0	3.07		
1Z32FH32	79,4	3.13	-32	202,7	7.98	124,7	4.91	78,0	3.07		
45° Split flange - Code 62 (SAE J518)											
1E12FHA12	41,3	1.62	-12	125,3	4.93	80,3	3.16	45,0	1.77	27,0	1.06
1E16FHA12	47,6	1.88	-12	136,5	5.37	91,5	3.60	45,0	1.77	32,0	1.26
1E16FHA16	47,6	1.88	-16	161,7	6.37	96,7	3.81	65,0	2.56	32,0	1.26
1Z16FHA16	47,6	1.88	-16	161,7	6.37	96,7	3.81	65,0	2.56	32,0	1.26
1E20FHA16	54,0	2.12	-16	177,4	6.99	112,4	4.43	65,0	2.56	39,0	1.54
1E20FHA20	54,0	2.12	-20	193,4	7.61	118,4	4.66	75,0	2.95	39,0	1.54
1Z20FHA16	54,0	2.12	-16	177,4	6.99	112,4	4.43	65,0	2.56	39,0	1.54
1Z20FHA20	54,0	2.12	-20	193,4	7.61	118,4	4.66	75,0	2.95	39,0	1.54
1E24FHA20	63,5	2.50	-20	206,3	8.12	131,3	5.17	75,0	2.95	45,0	1.77
1Z24FHA20	63,5	2.50	-20	206,3	8.12	131,3	5.17	75,0	2.95	45,0	1.77
1E24FHA24	63,5	2.50	-24	210,3	8.28	132,3	5.21	78,0	3.07	45,0	1.77
1Z24FHA24	63,5	2.50	-24	210,3	8.28	132,3	5.21	78,0	3.07	45,0	1.77
1E32FHA24	79,4	3.13	-24	247,2	9.73	169,2	6.66	78,0	3.07	57,5	2.26
1Z32FHA24	79,4	3.13	-24	247,2	9.73	169,2	6.66	78,0	3.07	57,5	2.26
1E32FHA32	79,4	3.13	-32	249,3	9.81	171,3	6.74	78,0	3.07	57,5	2.26
1Z32FHA32	79,4	3.13	-32	249,3	9.81	171,3	6.74	78,0	3.07	57,5	2.26
90° Split flange - Code 62 (SAE J518)											
1E12FHB12	41,3	1.62	-12	120,0	4.72	75,0	2.95	45,0	1.77	59,0	2.32
1E16FHB12	47,6	1.88	-12	131,4	5.17	86,4	3.40	45,0	1.77	71,0	2.80
1E16FHB16	47,6	1.88	-16	156,6	6.17	91,6	3.61	65,0	2.56	71,0	2.80
1Z16FHB16	47,6	1.88	-16	156,6	6.17	91,6	3.61	65,0	2.56	71,0	2.80
1E20FHB16	54,0	2.12	-16	172,4	6.79	107,4	4.23	65,0	2.56	89,0	3.50
1E20FHB20	54,0	2.12	-20	188,4	7.41	113,4	4.46	75,0	2.95	89,0	3.50
1Z20FHB16	54,0	2.12	-16	172,4	6.79	107,4	4.23	65,0	2.56	89,0	3.50
1Z20FHB20	54,0	2.12	-20	188,4	7.41	113,4	4.46	75,0	2.95	89,0	3.50
1E24FHB20	63,5	2.50	-20	201,1	7.92	126,1	4.96	75,0	2.95	104,0	4.09
1Z24FHB20	63,5	2.50	-20	201,1	7.92	126,1	4.96	75,0	2.95	104,0	4.09
1E24FHB24	63,5	2.50	-24	205,1	8.07	127,1	5.00	78,0	3.07	104,0	4.09
1Z24FHB24	63,5	2.50	-24	205,1	8.07	127,1	5.00	78,0	3.07	104,0	4.09
1E32FHB24	79,4	3.13	-24	243,6	9.59	165,6	6.52	78,0	3.07	138,0	5.43
1Z32FHB24	79,4	3.13	-24	243,6	9.59	165,6	6.52	78,0	3.07	138,0	5.43
1E32FHB32	79,4	3.13	-32	245,7	9.67	167,7	6.60	78,0	3.07	138,0	5.43
1Z32FHB32	79,4	3.13	-32	245,7	9.67	167,7	6.60	78,0	3.07	138,0	5.43

NOTE: For flanges, split flange halves, kits and o-rings, see pages 190-194.

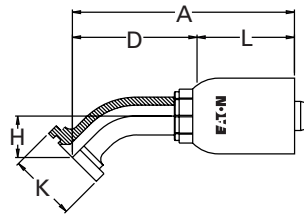
SPECIALTY & TRUCK HOSE
 LOW & MEDIUM PRESSURE HOSE
 HIGH PRESSURE HOSE
 HOSE FITTINGS
 ADAPTERS & TUBE FITTINGS
 ACCESSORIES & ASSEMBLY INSTRUCTIONS
 HOSE ASSEMBLY EQUIPMENT
 APPENDICES

Global Spiral TTC Fittings

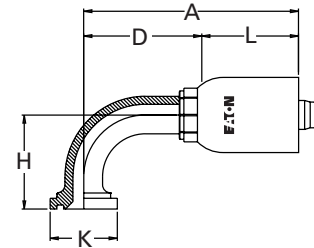
Straight split flange -
45° split flange -
90° split flange -
Code 61 (SAE J518)



**Straight Split Flange
Code 61**



**45° Elbow Split Flange
Code 61**



**90° Elbow Split Flange
Code 61**

**Spiral TTC Fittings for use
with hose:** FC254, FC273,
FC273B, FC606, FC606B,
GH466, GH506

1E Fittings for use on 4-wire
construction

1Z Fittings for use on 6-wire
construction

Fitting Part Number	Flange Head Dia. K Ø		Hose Size	A		D		Hose Insertion Length L		H	
	mm	in		mm	in	mm	in	mm	in	mm	in
Straight split flange - Code 61 (SAE J518)											
1E12FL12	38,1	1.50	-12	99,5	3.92	54,5	2.15	45,0	1.77		
1E16FL12	44,4	1.75	-12	96,1	3.78	51,1	2.01	45,0	1.77		
1E16FL16	44,4	1.75	-16	121,3	4.78	56,3	2.22	65,0	2.56		
1Z16FL16	44,4	1.75	-16	121,3	4.78	56,3	2.22	65,0	2.56		
1E20FL16	50,8	2.00	-16	125,5	4.94	60,5	2.38	65,0	2.56		
1E20FL20	50,8	2.00	-20	141,5	5.57	66,5	2.62	75,0	2.95		
1Z20FL20	50,8	2.00	-20	141,5	5.57	66,5	2.62	75,0	2.95		
1E24FL20	60,3	2.38	-20	163,8	6.45	88,8	3.50	75,0	2.95		
1E24FL24	60,3	2.38	-24	167,8	6.61	89,8	3.54	78,0	3.07		
1Z24FL24	60,3	2.38	-24	167,8	6.61	89,8	3.54	78,0	3.07		
1E32FL24	71,4	2.81	-24	170,9	6.73	92,9	3.66	78,0	3.07		
1E32FL32	71,4	2.81	-32	173,0	6.81	95,0	3.74	78,0	3.07		
1Z32FL32	71,4	2.81	-32	173,0	6.81	95,0	3.74	78,0	3.07		
45° Split flange - Code 61 (SAE J518)											
1E12FLA12	38,1	1.50	-12	125,3	4.93	80,3	3.16	45,0	1.77	27,0	1.06
1E16FLA12	44,4	1.75	-12	136,5	5.37	91,5	3.60	45,0	1.77	32,0	1.26
1E16FLA16	44,4	1.75	-16	161,7	6.37	96,7	3.81	65,0	2.56	32,0	1.26
1Z16FLA16	44,4	1.75	-16	161,7	6.37	96,7	3.81	65,0	2.56	32,0	1.26
1E20FLA16	50,8	2.00	-16	177,4	6.99	112,4	4.43	65,0	2.56	39,0	1.54
1E20FLA20	50,8	2.00	-20	193,4	7.61	118,4	4.66	75,0	2.95	39,0	1.54
1Z20FLA20	50,8	2.00	-20	193,4	7.61	118,4	4.66	75,0	2.95	39,0	1.54
1E24FLA20	60,3	2.38	-20	206,3	8.12	131,3	5.17	75,0	2.95	45,0	1.77
1E24FLA24	60,3	2.38	-24	210,3	8.28	132,3	5.21	78,0	3.07	45,0	1.77
1Z24FLA24	60,3	2.38	-24	210,3	8.28	132,3	5.21	78,0	3.07	45,0	1.77
1E32FLA24	71,4	2.81	-24	247,2	9.73	169,2	6.66	78,0	3.07	57,5	2.26
1E32FLA32	71,4	2.81	-32	249,3	9.81	171,3	6.74	78,0	3.07	57,5	2.26
1Z32FLA32	71,4	2.81	-32	249,3	9.81	171,3	6.74	78,0	3.07	57,5	2.26
90° Split flange - Code 61 (SAE J518)											
1E12FLB12	38,1	1.50	-12	120,0	4.72	75,0	2.95	45,0	1.77	59,0	2.32
1E16FLB12	44,4	1.75	-12	131,4	5.17	86,4	3.40	45,0	1.77	71,0	2.80
1E16FLB16	44,4	1.75	-16	156,6	6.17	91,6	3.61	65,0	2.56	71,0	2.80
1Z16FLB16	44,4	1.75	-16	156,6	6.17	91,6	3.61	65,0	2.56	71,0	2.80
1E20FLB16	50,8	2.00	-16	172,4	6.79	107,4	4.23	65,0	2.56	89,0	3.50
1E20FLB20	50,8	2.00	-20	188,4	7.41	113,4	4.46	75,0	2.95	89,0	3.50
1Z20FLB20	50,8	2.00	-20	188,4	7.41	113,4	4.46	75,0	2.95	89,0	3.50
1E24FLB20	60,3	2.38	-20	201,1	7.92	126,1	4.96	75,0	2.95	104,0	4.09
1E24FLB24	60,3	2.38	-24	205,1	8.07	127,1	5.00	78,0	3.07	104,0	4.09
1Z24FLB24	60,3	2.38	-24	205,1	8.07	127,1	5.00	78,0	3.07	104,0	4.09
1E32FLB24	71,4	2.81	-24	243,6	9.59	165,6	6.52	78,0	3.07	138,0	5.43
1E32FLB32	71,4	2.81	-32	245,7	9.67	167,7	6.60	78,0	3.07	138,0	5.43
1Z32FLB32	71,4	2.81	-32	245,7	9.67	167,7	6.60	78,0	3.07	138,0	5.43

NOTE: For flanges, split flange halves, kits and o-rings, see pages 190-195.

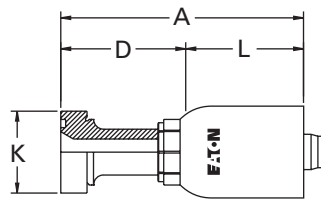
Global Spiral TTC Fittings

Spiral TTC Fittings for use with hose: FC254, FC273, FC273B, FC606, FC606B, GH466, GH506

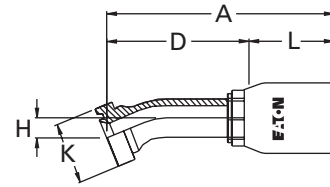
1E Fittings for use on 4-wire construction

1Z Fittings for use on 6-wire construction

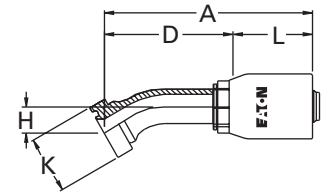
Compatible only with D-rings found on page 193.



Cat Flange
Straight



Cat Flange
22 1/2° Elbow



Cat Flange
30° Elbow

SPECIALTY &
TRUCK HOSE

LOW & MEDIUM
PRESSURE HOSE

HIGH PRESSURE HOSE

HOSE FITTINGS

ADAPTERS &
TUBE FITTINGS

ACCESSORIES &
ASSEMBLY INSTRUCTIONS

HOSE ASSEMBLY
EQUIPMENT

APPENDICES

Fitting Part Number	Flange Head Dia. K Ø		Hose Size	A		D		Hose Insertion Length L		H	
	mm	in		mm	in	mm	in	mm	in	mm	in
Caterpillar - Straight split flange											
1E12CT12	41,3	1.62	-12	111,3	4.38	66,3	2.61	45,0	1.77		
1E16CT12	47,6	1.88	-12	114,7	4.51	69,7	2.74	45,0	1.77		
1E16CT16	47,6	1.88	-16	139,9	5.51	74,9	2.95	65,0	2.56		
1Z16CT16	47,6	1.88	-16	139,9	5.51	74,9	2.95	65,0	2.56		
1E20CT16	54,0	2.12	-16	136,5	5.37	71,5	2.81	65,0	2.56		
1E20CT20	54,0	2.12	-20	152,5	6.00	77,5	3.05	75,0	2.95		
1Z20CT16	54,0	2.12	-16	136,5	5.37	71,5	2.81	65,0	2.56		
1Z20CT20	54,0	2.12	-20	152,5	6.00	77,5	3.05	75,0	2.95		
1Z24CT20	63,5	2.50	-20	187,3	7.37	112,3	4.42	75,0	2.95		
1Z24CT24	63,5	2.50	-24	191,3	7.53	113,3	4.46	78,0	3.07		
1Z32CT24	79,4	3.13	-24	202,3	7.96	124,3	4.89	78,0	3.07		
1Z32CT32	79,4	3.13	-32	204,4	8.05	126,4	4.98	78,0	3.07		
Caterpillar - 22 1/2° Split flange											
1E12CTD12	41,3	1.62	-12	137,9	5.43	92,9	3.66	45,0	1.77	13,7	0.54
1E16CTD16	47,6	1.88	-16	174,8	6.88	109,8	4.32	65,0	2.56	15,3	0.60
1Z16CTD16	47,6	1.88	-16	174,8	6.88	109,8	4.32	65,0	2.56	15,3	0.60
1E20CTD16	54,0	2.12	-16	191,9	7.56	126,9	5.00	65,0	2.56	17,8	0.70
1Z20CTD20	54,0	2.12	-20	207,9	8.19	132,9	5.23	75,0	2.95	17,8	0.70
1Z24CTD20	63,5	2.50	-20	220,1	8.67	145,1	5.71	75,0	2.95	19,4	0.76
1Z24CTD24	63,5	2.50	-24	224,1	8.82	146,1	5.75	78,0	3.07	19,4	0.76
Caterpillar - 30° Split flange											
1E12CTF12	41,3	1.62	-12	135,7	5.34	90,7	3.57	45,0	1.77	19,1	0.75
1E16CTF16	47,6	1.88	-16	172,4	6.79	107,4	4.23	65,0	2.56	21,6	0.85
1Z16CTF16	47,6	1.88	-16	172,4	6.79	107,4	4.23	65,0	2.56	21,6	0.85
1E20CTF16	54,0	2.12	-16	189,1	7.45	124,1	4.89	65,0	2.56	25,3	1.00
1Z20CTF20	54,0	2.12	-20	205,1	8.08	130,1	5.12	75,0	2.95	25,3	1.00
1Z24CTF20	63,5	2.50	-20	217,1	8.55	142,1	5.59	75,0	2.95	27,7	1.09
1Z24CTF24	63,5	2.50	-24	221,1	8.70	143,1	5.63	78,0	3.07	27,7	1.09
1Z32CTF24	79,4	3.13	-24	260,5	10.26	182,5	7.19	78,0	3.07	34,8	1.37
1Z32CTF32	79,4	3.13	-32	262,6	10.34	184,6	7.27	78,0	3.07	34,8	1.37

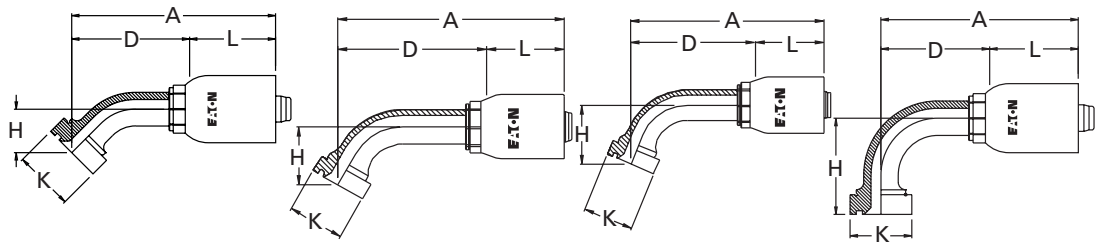
Global Spiral TTC Fittings

Spiral TTC Fittings for use with hose: FC254, FC273, FC273B, FC606, FC606B, GH466, GH506

1E Fittings for use on 4-wire construction

1Z Fittings for use on 6-wire construction

Compatible only with D-rings found on page 193.



Cat Flange
45° Elbow

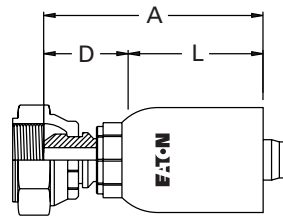
Cat Flange
60° Elbow

Cat Flange
67 1/2° Elbow

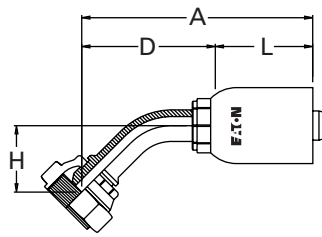
Cat Flange
90° Elbow

Fitting Part Number	Flange Head Dia. K Ø		Hose Size	A		D		Hose Insertion Length L		H	
	mm	in		mm	in	mm	in	mm	in	mm	in
Caterpillar - 45° Split flange											
1E12CTA12	41,3	1.62	-12	129,2	5.08	84,2	3.31	45,0	1.77	30,9	1.22
1E16CTA12	47,6	1.88	-12	139,8	5.50	94,8	3.73	45,0	1.77	35,3	1.39
1E16CTA16	47,6	1.88	-16	165,0	6.50	100,0	3.94	65,0	2.56	35,3	1.39
1Z16CTA16	47,6	1.88	-16	165,0	6.50	100,0	3.94	65,0	2.56	35,3	1.39
1E20CTA16	54,0	2.12	-16	180,2	7.10	115,2	4.54	65,0	2.56	41,8	1.65
1E20CTA20	54,0	2.12	-20	196,2	7.72	121,2	4.77	75,0	2.95	41,8	1.65
1Z20CTA16	54,0	2.12	-16	180,2	7.10	115,2	4.54	65,0	2.56	41,8	1.65
1Z20CTA20	54,0	2.12	-20	196,2	7.72	121,2	4.77	75,0	2.95	41,8	1.65
1Z24CTA20	63,5	2.50	-20	207,5	8.17	132,5	5.22	75,0	2.95	46,2	1.82
1Z24CTA24	63,5	2.50	-24	211,5	8.33	133,5	5.26	78,0	3.07	46,2	1.82
1Z32CTA24	79,4	3.13	-24	248,4	9.78	170,4	6.71	78,0	3.07	58,7	2.31
1Z32CTA32	79,4	3.13	-32	250,5	9.86	172,5	6.79	78,0	3.07	58,7	2.31
Caterpillar - 60° Split flange											
1E12CTG12	41,3	1.62	-12	148,1	5.83	103,1	4.06	45,0	1.77	42,3	1.66
1E16CTG16	47,6	1.88	-16	189,3	7.45	124,3	4.89	65,0	2.56	48,7	1.92
1Z16CTG16	47,6	1.88	-16	189,3	7.45	124,3	4.89	65,0	2.56	48,7	1.92
1E20CTG16	54,0	2.12	-16	212,4	8.36	147,4	5.80	65,0	2.56	59,3	2.33
1Z20CTG20	54,0	2.12	-20	228,4	8.99	153,4	6.04	75,0	2.95	59,3	2.33
1Z24CTG20	63,5	2.50	-20	246,4	9.70	171,4	6.75	75,0	2.95	66,6	2.62
1Z24CTG24	63,5	2.50	-24	250,4	9.86	172,4	6.79	78,0	3.07	66,6	2.62
1Z32CTG24	79,4	3.13	-24	303,2	11.94	225,2	8.87	78,0	3.07	87,3	3.44
1Z32CTG32	79,4	3.13	-32	305,3	12.02	227,3	8.95	78,0	3.07	87,3	3.44
Caterpillar - 67 1/2° Split flange											
1E12CTE12	41,3	1.62	-12	142,2	5.60	97,2	3.83	45,0	1.77	48,2	1.90
1E16CTE16	47,6	1.88	-16	182,5	7.18	117,5	4.62	65,0	2.56	55,8	2.20
1Z16CTE16	47,6	1.88	-16	182,5	7.18	117,5	4.62	65,0	2.56	55,8	2.20
1E20CTE16	54,0	2.12	-16	204,1	8.04	139,1	5.48	65,0	2.56	68,1	2.68
1Z20CTE20	54,0	2.12	-20	220,1	8.67	145,1	5.71	75,0	2.95	68,1	2.68
1Z24CTE20	63,5	2.50	-20	237,0	9.33	162,0	6.38	75,0	2.95	76,8	3.02
Caterpillar - 90° Split flange											
1E12CTB12	41,3	1.62	-12	120,0	4.72	75,0	2.95	45,0	1.77	64,5	2.54
1E16CTB12	47,6	1.88	-12	131,4	5.17	86,4	3.40	45,0	1.77	75,7	2.98
1E16CTB16	47,6	1.88	-16	156,6	6.17	91,6	3.61	65,0	2.56	75,7	2.98
1Z16CTB16	47,6	1.88	-16	156,6	6.17	91,6	3.61	65,0	2.56	75,7	2.98
1E20CTB16	54,0	2.12	-16	172,4	6.79	107,4	4.23	65,0	2.56	92,9	3.66
1E20CTB20	54,0	2.12	-20	188,4	7.41	113,4	4.46	75,0	2.95	92,9	3.66
1Z20CTB16	54,0	2.12	-16	172,4	6.79	107,4	4.23	65,0	2.56	92,9	3.66
1Z20CTB20	54,0	2.12	-20	188,4	7.41	113,4	4.46	75,0	2.95	92,9	3.66
1Z24CTB20	63,5	2.50	-20	201,1	7.92	126,1	4.96	75,0	2.95	105,7	4.16
1Z24CTB24	63,5	2.50	-24	205,1	8.07	127,1	5.00	78,0	3.07	105,7	4.16
1Z32CTB24	79,4	3.13	-24	243,6	9.59	165,6	6.52	78,0	3.07	139,6	5.50
1Z32CTB32	79,4	3.13	-32	245,7	9.67	167,7	6.60	78,0	3.07	139,6	5.50

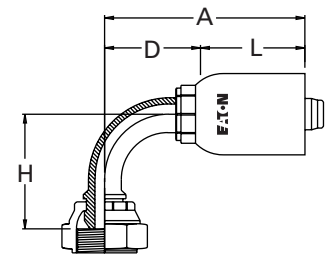
Global Spiral TTC Fittings



BSPP Swivel
Straight



BSPP Swivel
45° Elbow



BSPP Swivel
90° Elbow

Spiral TTC Fittings for use with hose: FC254, FC273, FC273B, GH506

1E Fittings for use on 4-wire construction

1Z Fittings for use on 6-wire construction

Fitting Part Number	Thd.	Hose Size	A		D		Hose Insertion Length L		H	
			mm	in	mm	in	mm	in	mm	in
BSP/JIS Female swivel (BF)										
1E12BF12	G 3/4	-12	83,0	3.27	38,0	1.50	45,0	1.77		
1E16BF12	G 1	-12	81,7	3.22	36,7	1.44	45,0	1.77		
1E16BF16	G 1	-16	106,9	4.21	41,9	1.65	65,0	2.56		
1E20BF16	G 1 1/4	-16	104,9	4.13	39,9	1.57	65,0	2.56		
1E20BF20	G 1 1/4	-20	120,9	4.76	45,9	1.81	75,0	2.95		
1E24BF24	G 1 1/2	-24	153,5	6.04	75,5	2.97	78,0	3.07		
1Z24BF24	G 1 1/2	-24	153,5	6.04	75,5	2.97	78,0	3.07		
1E32BF32	G 2	-32	159,5	6.28	81,5	3.21	78,0	3.07		
1Z32BF32	G 2	-32	159,5	6.28	81,5	3.21	78,0	3.07		
BSP/JIS Female swivel, 45° elbow (BFA)										
1E12BFA12	G 3/4	-12	121,0	4.76	76,0	2.99	45,0	1.77	26,0	1.02
1E16BFA12	G 1	-12	130,4	5.13	85,4	3.36	45,0	1.77	30,0	1.18
1E16BFA16	G 1	-16	155,6	6.13	90,6	3.57	65,0	2.56	30,0	1.18
1E20BFA16	G 1 1/4	-16	166,9	6.57	101,9	4.01	65,0	2.56	34,0	1.34
1E20BFA20	G 1 1/4	-20	182,6	7.19	107,9	4.25	75,0	2.95	34,0	1.34
1E24BFA24	G 1 1/2	-24	208,2	8.20	130,2	5.13	78,0	3.07	43,0	1.69
1Z24BFA24	G 1 1/2	-24	208,2	8.20	130,2	5.13	78,0	3.07	43,0	1.69
1E32BFA32	G 2	-32	242,8	9.56	164,8	6.49	78,0	3.07	51,0	2.01
1Z32BFA32	G 2	-32	242,8	9.56	164,8	6.49	78,0	3.07	51,0	2.01
BSP/JIS Female swivel, 90° elbow (BFB)										
1E12BFB12	G 3/4	-12	114,5	4.51	69,5	2.74	45,0	1.77	57,0	2.24
1E16BFB12	G 1	-12	125,6	4.94	80,6	3.17	45,0	1.77	68,0	2.68
1E16BFB16	G 1	-16	150,8	5.94	85,8	3.38	65,0	2.56	68,0	2.68
1E20BFB16	G 1 1/4	-16	163,7	6.44	98,7	3.89	65,0	2.56	79,0	3.11
1E20BFB20	G 1 1/4	-20	179,7	7.07	104,7	4.12	75,0	2.95	79,0	3.11
1E24BFB24	G 1 1/2	-24	205,1	8.07	127,1	5.00	78,0	3.07	104,0	4.09
1Z24BFB24	G 1 1/2	-24	205,1	8.07	127,1	5.00	78,0	3.07	104,0	4.09
1E32BFB32	G 2	-32	245,7	9.67	167,7	6.60	78,0	3.07	133,0	5.24
1Z32BFB32	G 2	-32	245,7	9.67	167,7	6.60	78,0	3.07	133,0	5.24

NOTE: The JIS parallel thread and BSPP connection are interchangeable.

SPECIALTY &
TRUCK HOSE

LOW & MEDIUM
PRESSURE HOSE

HIGH PRESSURE HOSE

HOSE FITTINGS

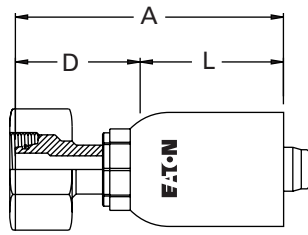
ADAPTERS &
TUBE FITTINGS

ACCESSORIES &
ASSEMBLY INSTRUCTIONS

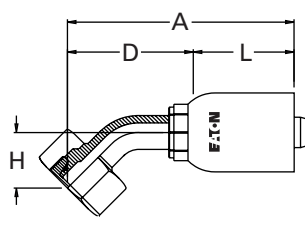
HOSE ASSEMBLY
EQUIPMENT

APPENDICIES

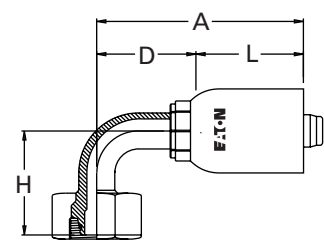
Global Spiral TTC Fittings



DKOS Swivel
Straight



DKOS Swivel
45° Elbow



DKOS Swivel
90° Elbow

Spiral TTC Fittings for use with hose: FC254, FC273, FC273B, FC606, FC606B, GH466, GH506

1E Fittings for use on 4-wire construction

1Z Fittings for use on 6-wire construction

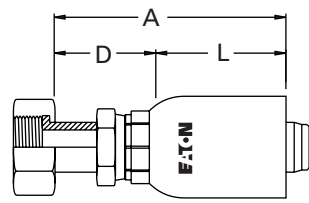
Fitting Part Number	Thd.	Tube O.D.	Hose Size	A		D		Hose Insertion Length L		H	
				mm	in	mm	in	mm	in	mm	in
DKO Female swivel, heavy duty (DS)											
1E20DS12	M36 x 2	25	-12	98,4	2.10	53,4	3.87	45,0	1.77		
1E25DS12	M42 x 2	30	-12	96,6	3.80	51,6	2.03	45,0	1.77		
1E25DS16	M42 x 2	30	-16	121,8	4.80	56,8	2.24	65,0	2.56		
1Z25DS16	M42 x 2	30	-16	121,8	4.80	56,8	2.24	65,0	2.56		
1E32DS16	M52 x 2	38	-16	122,3	4.82	57,3	2.26	65,0	2.56		
1E32DS20	M52 x 2	38	-20	138,3	5.44	63,3	2.49	75,0	2.95		
1Z32DS16	M52 x 2	38	-16	122,3	4.82	57,3	2.26	65,0	2.56		
1Z32DS20	M52 x 2	38	-20	138,3	5.44	63,3	2.49	75,0	2.95		
DKO Female swivel, heavy duty, 45° elbow (DSA)											
1E20DSA12	M36 x 2	25	-12	130,3	5.13	85,3	3.36	45,0	1.77	32,0	1.26
1E25DSA12	M42 x 2	30	-12	139,4	5.49	94,4	3.72	45,0	1.77	35,0	1.38
1E25DSA16	M42 x 2	30	-16	164,6	6.48	99,6	3.92	65,0	2.56	35,0	1.38
1Z25DSA16	M42 x 2	30	-16	164,6	6.48	99,6	3.92	65,0	2.56	35,0	1.38
1E32DSA16	M52 X 2	38	-16	177,3	6.98	112,3	4.42	65,0	2.56	39,0	1.54
1E32DSA20	M52 x 2	38	-20	193,3	7.61	118,3	4.66	75,0	2.95	39,0	1.54
1Z32DSA16	M52 X 2	38	-16	177,3	6.98	112,3	4.42	65,0	2.56	39,0	1.54
1Z32DSA20	M52 x 2	38	-20	193,3	7.61	118,3	4.66	75,0	2.95	39,0	1.54
DKO Female swivel, heavy duty, 90° elbow (DSB)											
1E20DSB12	M36 x 2	25	-12	120,0	4.72	75,0	2.95	45,0	1.77	65,0	2.56
1E25DSB12	M42 X 2	30	-12	131,4	5.19	86,4	3.40	45,0	1.77	76,0	2.99
1E25DSB16	M42 x 2	30	-16	156,8	6.17	91,8	3.61	65,0	2.56	76,0	2.99
1Z25DSB16	M42 x 2	30	-16	156,8	6.17	91,8	3.61	65,0	2.56	76,0	2.99
1E32DSB16	M52 X 2	38	-16	172,4	6.79	107,4	4.23	65,0	2.56	89,0	3.50
1E32DSB20	M52 x 2	38	-20	188,4	7.41	113,4	4.46	75,0	2.95	89,0	3.50
1Z32DSB16	M52 x 2	38	-16	172,4	6.79	107,4	4.23	65,0	2.56	89,0	3.50
1Z32DSB20	M52 x 2	38	-20	188,4	7.41	113,4	4.46	75,0	2.95	89,0	3.50

Global Spiral TTC Fittings

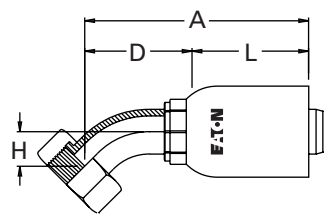
Spiral TTC Fittings for use with hose: FC254, FC273, FC273B, FC606, FC606B, GH466, GH506

1E Fittings for use on 4-wire construction

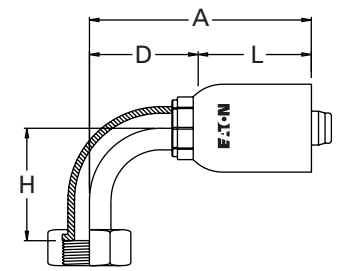
1Z Fittings for use on 6-wire construction



ORS Swivel
Straight



ORS Swivel
45° Elbow



ORS Swivel
90° Elbow

Fitting Part Number	Thd.	Hose Size	A		D		Hose Insertion Length L		H	
			mm	in	mm	in	mm	in	mm	in
Female ORS swivel, straight										
1EA12FR12	1 ³ / ₁₆ -12	-12	95,9	3.77	50,9	2.00	45,0	1.77		
1EA16FR12	1 ⁷ / ₁₆ -12	-12	84,6	3.33	39,6	1.56	45,0	1.77		
1EA16FR16	1 ⁷ / ₁₆ -12	-16	119,5	4.71	54,5	2.15	65,0	2.56		
1ZA16FR16	1 ⁷ / ₁₆ -12	-16	119,5	4.71	54,5	2.15	65,0	2.56		
1EA20FR16	1 ¹¹ / ₁₆ -12	-16	106,4	4.19	41,4	1.63	65,0	2.56		
1EA20FR20	1 ¹¹ / ₁₆ -12	-20	136,7	5.38	61,7	2.43	75,0	2.95		
1EA24FR24	2-12	-24	126,9	5.00	48,9	1.93	78,0	3.07		
1ZA20FR16	1 ¹¹ / ₁₆ -12	-16	106,4	4.19	41,4	1.63	65,0	2.56		
1ZA20FR20	1 ¹¹ / ₁₆ -12	-20	136,7	5.38	61,7	2.43	75,0	2.95		
1ZA24FR24	2-12	-24	126,9	5.00	48,9	1.93	78,0	3.07		
Female ORS swivel, 45° elbow										
1EA12FRA12	1 ³ / ₁₆ -12	-12	118,9	4.68	73,9	2.91	45,0	1.77	24,0	0.94
1EA16FRA12	1 ⁷ / ₁₆ -12	-12	128,4	5.05	83,4	3.28	45,0	1.77	28,0	1.10
1EA16FRA16	1 ⁷ / ₁₆ -12	-16	153,4	6.04	88,4	3.48	65,0	2.56	28,0	1.10
1ZA16FRA16	1 ⁷ / ₁₆ -12	-16	153,4	6.04	88,4	3.48	65,0	2.56	28,0	1.10
1EA20FRA16	1 ¹¹ / ₁₆ -12	-16	163,9	6.45	98,9	3.89	65,0	2.56	31,0	1.22
1EA20FRA20	1 ¹¹ / ₁₆ -12	-20	179,8	7.08	104,8	4.13	75,0	2.95	31,0	1.22
1ZA20FRA16	1 ¹¹ / ₁₆ -12	-16	163,9	6.45	98,9	3.89	65,0	2.56	31,0	1.22
1ZA20FRA20	1 ¹¹ / ₁₆ -12	-20	179,8	7.08	104,8	4.13	75,0	2.95	31,0	1.22
Female ORS swivel, 90° elbow										
1EA12FRB12	1 ³ / ₁₆ -12	-12	114,5	4.51	69,5	2.74	45,0	1.77	58,0	2.28
1EA16FRB12	1 ⁷ / ₁₆ -12	-12	125,6	4.94	80,6	3.17	45,0	1.77	71,0	2.80
1EA16FRB16	1 ⁷ / ₁₆ -12	-16	150,6	5.93	85,6	3.37	65,0	2.56	71,0	2.80
1ZA16FRB16	1 ⁷ / ₁₆ -12	-16	150,6	5.93	85,6	3.37	65,0	2.56	71,0	2.80
1EA20FRB16	1 ¹¹ / ₁₆ -12	-16	163,7	6.45	98,7	3.89	65,0	2.56	78,0	3.07
1EA20FRB20	1 ¹¹ / ₁₆ -12	-20	179,6	7.07	104,6	4.12	75,0	2.95	78,0	3.07
1ZA20FRB16	1 ¹¹ / ₁₆ -12	-16	163,7	6.45	98,7	3.89	65,0	2.56	78,0	3.07
1ZA20FRB20	1 ¹¹ / ₁₆ -12	-20	179,6	7.07	104,6	4.12	75,0	2.95	84,0	3.07

SPECIALTY &
TRUCK HOSE

LOW & MEDIUM
PRESSURE HOSE

HIGH PRESSURE HOSE

HOSE FITTINGS

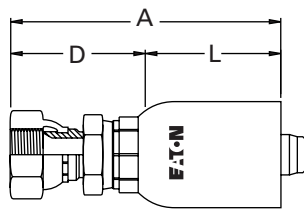
ADAPTERS &
TUBE FITTINGS

ACCESSORIES &
ASSEMBLY INSTRUCTIONS

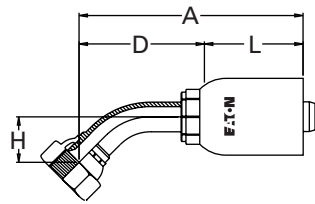
HOSE ASSEMBLY
EQUIPMENT

APPENDICIES

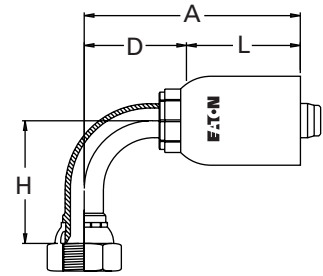
Global Spiral TTC Fittings



SAE 37° (JIC) Swivel
Straight



SAE 37° (JIC) Swivel
45° Elbow



SAE 37° (JIC) Swivel
90° Elbow

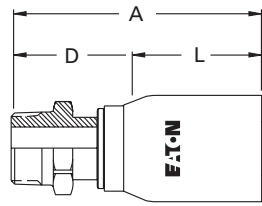
Spiral TTC Fittings for use with hose: FC254, FC273, FC273B, FC606, FC606B, GH466, GH506

1E Fittings for use on 4-wire construction

1Z Fittings for use on 6-wire construction

Fitting Part Number	Thd.	Hose Size	A		D		Hose Insertion Length L		H	
			mm	in	mm	in	mm	in	mm	in
SAE 37° (JIC) Swivel										
1EA12FJ12	1 ¹ / ₁₆ -12	-12	104,2	4.10	59,2	2.33	45,0	1.77		
1EA16FJ12	5 ⁵ / ₁₆ -12	-12	106,6	4.20	61,6	2.43	45,0	1.77		
1EA16FJ16	5 ⁵ / ₁₆ -12	-16	131,8	5.19	66,8	2.63	65,0	2.56		
1ZA16FJ16	5 ⁵ / ₁₆ -12	-16	131,8	5.19	66,8	2.63	65,0	2.56		
1EA20FJ16	5 ⁵ / ₈ -12	-16	133,7	5.26	68,7	2.70	65,0	2.56		
1EA20FJ20	5 ⁵ / ₈ -12	-20	149,7	5.89	74,7	2.94	75,0	2.95		
1ZA20FJ20	5 ⁵ / ₈ -12	-20	149,7	5.89	74,7	2.94	75,0	2.95		
1EA24FJ20	7 ⁷ / ₈ -12	-20	167,5	6.59	92,5	3.64	75,0	2.95		
1ZA24FJ20	7 ⁷ / ₈ -12	-20	167,5	6.59	92,5	3.64	75,0	2.95		
1EA24FJ24	7 ⁷ / ₈ -12	-24	171,5	6.75	93,5	3.68	78,0	3.07		
1ZA24FJ24	7 ⁷ / ₈ -12	-24	171,5	6.75	93,5	3.68	78,0	3.07		
1EA32FJ32	2 ¹ / ₂ -12	-32	186,0	7.32	108,0	4.25	78,0	3.07		
1ZA32FJ32	2 ¹ / ₂ -12	-32	186,0	7.32	108,0	4.25	78,0	3.07		
SAE 37° (JIC) Swivel, 45° elbow										
1EA12FJA12	1 ¹ / ₁₆ -12	-12	121,9	4.80	76,9	3.03	45,0	1.77	27,0	1.06
1EA16FJA12	5 ⁵ / ₁₆ -12	-12	133,4	5.25	88,4	3.48	45,0	1.77	33,0	1.30
1EA16FJA16	5 ⁵ / ₁₆ -12	-16	158,6	6.25	93,6	3.69	65,0	2.56	33,0	1.30
1EA20FJA16	5 ⁵ / ₈ -12	-16	170,2	6.70	105,2	4.14	65,0	2.56	37,0	1.46
1EA20FJA20	5 ⁵ / ₈ -12	-20	186,2	7.33	111,2	4.38	75,0	2.95	37,0	1.46
1ZA20FJA20	5 ⁵ / ₈ -12	-20	186,2	7.33	111,2	4.38	75,0	2.95	37,0	1.46
1EA24FJA24	7 ⁷ / ₈ -12	-24	208,2	8.20	130,2	5.13	78,0	3.07	43,0	1.69
1ZA24FJA24	7 ⁷ / ₈ -12	-24	208,2	8.20	130,2	5.13	78,0	3.07	43,0	1.69
SAE 37° (JIC) Swivel, 90° elbow										
1EA12FJB12	1 ¹ / ₁₆ -12	-12	114,5	4.51	69,5	2.74	45,0	1.77	58,0	2.28
1EA16FJB12	5 ⁵ / ₁₆ -12	-12	125,6	4.94	80,6	3.17	45,0	1.77	71,0	2.80
1EA16FJB16	5 ⁵ / ₁₆ -12	-16	150,8	5.94	85,8	3.38	65,0	2.56	71,0	2.80
1EA20FJB16	5 ⁵ / ₈ -12	-16	163,9	6.45	98,9	3.89	65,0	2.56	82,0	3.23
1EA20FJB20	5 ⁵ / ₈ -12	-20	179,9	7.08	104,9	4.13	75,0	2.95	82,0	3.23
1ZA20FJB20	5 ⁵ / ₈ -12	-20	179,9	7.08	104,9	4.13	75,0	2.95	82,0	3.23
1EA24FJB24	7 ⁷ / ₈ -12	-24	205,1	8.07	127,1	5.00	78,0	3.07	104,0	4.09
1ZA24FJB24	7 ⁷ / ₈ -12	-24	205,1	8.07	127,1	5.00	78,0	3.07	104,0	4.09

Global Spiral TTC Fittings



Spiral TTC Fittings for use with hose: FC254, FC273, FC273B, FC606, FC606B, GH466, GH506

1E Fittings for use on 4-wire construction

1Z Fittings for use on 6-wire construction

Male Pipe

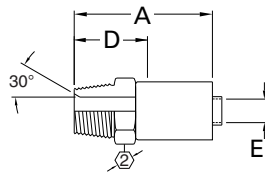
Fitting Part Number	Thd.	Hose Size	A		D		Hose Insertion Length L		HEX	
			mm	in	mm	in	mm	in	mm	in
Male Pipe (MP)										
1EA12MP12	3/4-14 NPTF	-12	98,7	3.89	53,7	2.12	45,0	1.77	1 1/4	
1EA16MP16	1-11 1/2 NPTF	-16	125,4	4.94	60,4	2.38	65,0	2.55	1 1/2	
1ZA16MP16	1-11 1/2 NPTF	-16	125,4	4.94	60,4	2.38	65,0	2.55	1 1/2	
1EA20MP20	1 1/4-11 1/2 NPTF	-20	144,8	5.70	69,8	2.75	75,0	2.95	1 7/8	
1ZA20MP20	1 1/4-11 1/2 NPTF	-20	144,8	5.70	69,8	2.75	75,0	2.95	1 7/8	
1EA24MP24	1 1/2-11 1/2 NPTF	-24	150,6	5.93	72,6	2.86	78,0	3.07	2	
1ZA24MP24	1 1/2-11 1/2 NPTF	-24	150,6	5.93	72,6	2.86	78,0	3.07	2	
1EA32MP32	2-11 1/2 NPTF	-32	153,2	6.03	75,2	2.96	78,0	3.07	2 5/8	
1ZA32MP32	2-11 1/2 NPTF	-32	153,2	6.03	75,2	2.96	78,0	3.07	2 5/8	
Male Pipe (AP)*										
1EA12AP12	3/4-14 API	-12	109,4	4.31	64,5	2.54	45,0	1.77	1 1/4	
1EA16AP16	1-11 1/2 API	-16	136,0	5.36	71,1	2.80	65,0	2.56	1 1/2	
1EA20AP20	1 1/4-11 1/2 API	-20	155,3	6.12	80,5	3.17	75,0	2.95	1 7/8	
1ZA20AP20	1 1/4-11 1/2 API	-20	155,3	6.12	80,5	3.17	75,0	2.95	1 7/8	
1EA24AP24	1 1/2-11 1/2 API	-24	161,2	6.35	83,2	3.28	78,0	3.07	2	
1ZA24AP24	1 1/2-11 1/2 API	-24	161,2	6.35	83,2	3.28	78,0	3.07	2	
1EA32AP32	2-11 1/2* API	-32	164,2	6.47	86,2	3.40	78,0	3.07	2 5/8	
1ZA32AP32	2-11 1/2* API	-32	164,2	6.47	86,2	3.40	78,0	3.07	2 5/8	

*Conforms to API 5B thread standard for male pipe fittings.

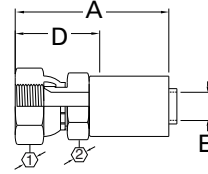
Spiral Single Skive Crimp Fittings

Spiral Single Skive Crimp Fittings for use with hose:

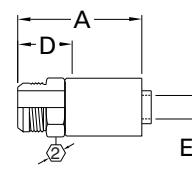
FC736 (-06 thru -20),
FC254 (-20, -24), FC323 (-12, -16,
-20, -24), FC324 (-12, -16), GH493



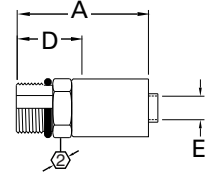
Male Pipe
FC9516/FJ9759
FJ9568



SAE 37° (JIC) Swivel
FC9515/FJ9760
FJ9567



SAE 37° (JIC) Male flare
FC9631/FJ9915

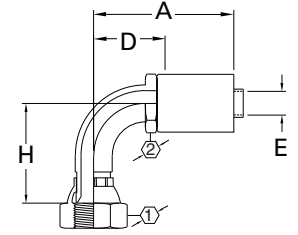
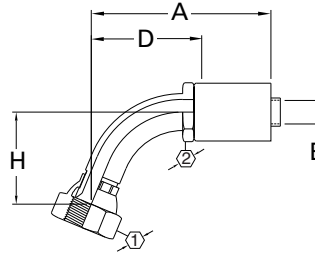
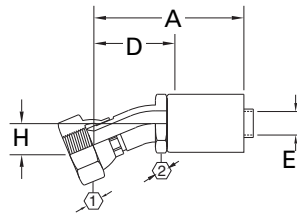


SAE Straight Thread O-ring male
FC9712/FJ9916

Complete Fitting Part #	Component Part Numbers		Thd.	Hose Size	A		D		EØ		H	1	2
	Nipple Assy. Part #	Socket Part #			mm	in	mm	in	mm	in			
Male pipe													
FC9516-0406S	186101-4-6S	FC3471-06S	1/4-18	-06	62,0	2.44	31,5	1.24	6,6	.26			11/16
FC9516-0606S	186101-6-6S	FC3471-06S	3/8-18	-06	62,0	2.44	31,5	1.24	6,6	.26			11/16
FC9516-0806S	186101-8-6S	FC3471-06S	1/2-14	-06	62,0	2.44	31,5	1.24	6,6	.26			7/8
FC9516-0408S	186101-4-8S	FC3471-08S	1/4-18	-08	66,0	2.60	31,8	1.25	7,6	.30			13/16
FC9516-0608S	186101-6-8S	FC3471-08S	3/8-18	-08	66,0	2.60	31,8	1.25	9,7	.38			13/16
FC9516-0808S	186101-8-8S	FC3471-08S	1/2-14	-08	72,1	2.84	38,1	1.50	9,7	.38			7/8
FC9516-1208S	186101-12-8S	FC3471-08S	3/4-14	-08	66,0	2.60	31,8	1.25	9,7	.38			11/16
FC9516-0810S	186101-8-10S	FC3471-10S	1/2-14	-10	76,2	3.00	38,9	1.53	12,7	.50			1
FJ9759-1212S	FC1411-1212S	FC1410-12S	3/4-14	-12	85,9	3.38	42,2	1.66	15,5	.61			1 1/8
FJ9759-1616S	FC1411-1616S	FC1410-16S	1-11/2	-16	95,5	3.76	47,2	1.86	19,8	.78			1 3/8
FJ9759-2020S	*	*	1 1/4-11 1/2	-20	121,4	4.78	54,1	2.13	26,7	1.05			1 13/16
FJ9759-2424S	*	*	1 1/2-11 1/2	-24	131,3	5.17	56,9	2.24	32,0	1.26			2
FJ9568-3232S	*	*	2-11 1/2	-32	145,0	5.71	69,7	2.35	42,3	1.69			2 5/8
SAE 37° (JIC) swivel													
FC9515-0606S	186100H6-6S	FC3471-06S	9/16-18	-06	67,1	2.64	36,6	1.44	6,6	.26		11/16	11/16
FC9515-0806S	186100H8-6S	FC3471-06S	3/4-16	-06	69,6	2.74	39,1	1.54	6,6	.26		7/8	11/16
FC9515-0808S	186100H8-8S	FC3471-08S	3/4-16	-08	73,7	2.90	39,4	1.55	9,7	.38		7/8	13/16
FC9515-1008S	186100H10-8S	FC3471-08S	7/8-14	-08	76,5	3.01	42,2	1.66	9,7	.38		1	13/16
FC9515-1208S	186100H12-8S	FC3471-08S	1 1/16-12	-08	72,4	2.85	38,1	1.50	9,7	.38		1 1/4	1
FC9515-1010S	186100H10-10S	FC3471-10S	7/8-14	-10	81,8	3.22	44,7	1.76	12,7	.50		1	1
FC9515-1210S	186100H12-10S	FC3471-10S	1 1/16-12	-10	82,6	3.25	45,2	1.78	12,7	.50		1 1/4	1
FJ9760-1212S	FJ8760-1212S	FC1410-12S	1 1/16-12	-12	89,7	3.53	45,7	1.80	15,5	.61		1 1/4	1 1/16
FJ9760-1612S	FJ8760-1612S	FC1410-12S	1 5/16-12	-12	95,5	3.76	51,8	2.04	15,5	.61		1 1/2	1 1/4
FJ9760-1616S	FJ8760-1616S	FC1410-16S	1 5/16-12	-16	96,8	3.81	48,8	1.92	19,8	.78		1 1/2	1 1/4
FJ9760-2020S	*	*	1 5/8-12	-20	113,8	4.48	46,5	1.83	26,7	1.05			2
FJ9760-2424S	*	*	1 7/8-12	-24	125,0	4.92	50,8	2.00	32,0	1.26			2 1/4
FJ9567-3232S	*	*	2 1/2-12	-32	144,3	5.68	59,2	2.33	42,3	1.69			2 7/8
SAE 37° (JIC) male flare													
FC9631-0606S	186103-6-6S	FC3471-06S	9/16-18	-06	61,7	2.43	31,5	1.24	6,6	.26			11/16
FC9631-0806S	186103-8-6S	FC3471-06S	3/4-16	-06	64,3	2.53	34,0	1.34	6,6	.26			13/16
FC9631-0808S	186103-8-8S	FC3471-08S	3/4-16	-08	68,3	2.69	34,3	1.35	9,7	.38			13/16
FC9631-1008S	186103-10-8S	FC3471-08S	7/8-14	-08	72,4	2.85	38,4	1.51	9,7	.38			15/16
FC9631-1208S	186103-12-8S	FC3471-08S	1 1/16-12	-08	70,6	2.78	36,3	1.43	9,7	.38			1 1/8
FC9631-1010S	186103-10-10S	FC3471-10S	7/8-14	-10	76,2	3.00	39,1	1.54	12,2	.48			1
FC9631-1210S	186103-12-10S	FC3471-10S	1 1/16-12	-10	74,4	2.93	37,1	1.46	12,7	.50			1 1/8
FJ9915-1212S	FC1474-1212S	FC1410-12S	1 1/16-12	-12	88,6	3.49	45,0	1.77	15,5	.61			1 1/8
FJ9915-1612S	FC1474-1612S	FC1410-12S	1 5/16-12	-12	83,8	3.30	40,1	1.58	15,5	.61			1 3/8
FJ9915-1616S	FC1474-1616S	FC1410-16S	1 5/16-12	-16	96,0	3.78	47,8	1.88	19,8	.78			1 3/8
SAE O-Ring male, see pages 190-195 for o-rings													
FC9712-0606S	186121-6-6S	FC3471-06S	9/16-18	-06	57,7	2.27	27,2	1.07	6,6	.26			11/16
FC9712-0806S	186121-8-6S	FC3471-06S	3/4-16	-06	53,8	2.12	23,6	.93	6,6	.26			7/8
FC9712-0808S	186121-8-8S	FC3471-08S	3/4-16	-08	64,3	2.53	30,2	1.19	9,7	.38			7/8
FC9712-1008S	186121-10-8S	FC3471-08S	7/8-14	-08	69,7	2.35	25,4	1.00	9,7	.38			1
FC9712-1010S	186121-10-10S	FC3471-10S	7/8-14	-10	69,6	2.74	32,5	1.28	12,7	.50			1
FC9712-1210S	186121-12-10S	FC3471-10S	1 1/16-12	-10	67,6	2.66	30,2	1.19	12,7	.50			1 1/4
FJ9916-1212S	FC1475-1212S	FC1410-12S	1 1/16-12	-12	81,8	3.22	38,1	1.50	15,5	.61			1 1/4
FJ9916-1616S	FC1475-1616S	FC1410-16S	1 5/16-12	-16	87,9	3.46	39,9	1.57	19,8	.78			1 1/2

*Complete fittings are one-piece assemblies.

Spiral Single Skive Crimp Fittings



For use with hose: FC736 (-06 thru -20), FC254 (-20, -24), FC323 (-12, -16, -20, -24), FC324 (-12, -16), GH493

SAE 37° (JIC) Swivel

FC5963/FJ9775 22¹/₂° elbow
FC5965/FJ9776 30° elbow
FC9627/FJ9777 45° elbow

SAE 37° (JIC) Swivel

FC5967/FJ9778 60° elbow
FC5969/FJ9779 67¹/₂° elbow

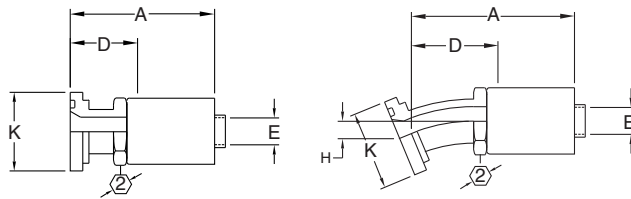
SAE 37° (JIC) Swivel

FC9625/FJ9780 90° elbow

Complete Fitting Part #	Component Part Numbers		Thd.	Hose Size	A		D		EØ		H		①	②
	Nipple Assy. Part #	Socket Part #			mm	in	mm	in	mm	in	mm	in		
22¹/₂° Elbow														
FC5963-0808S	FC4963-0808S	FC3471-08S	³ / ₄ -16	-08	64,5	3.54	55,9	2.20	9,7	.38	11,9	.47	⁷ / ₈	¹³ / ₁₆
FJ9775-1212S	FJ8775-1212S	FC1410-12S	1 ¹ / ₁₆ -12	-12	107,7	4.24	64,0	2.52	15,5	.61	13,2	.52	1 ¹ / ₄	
FJ9775-1616S	FJ8775-1616S	FC1410-16S	1 ⁵ / ₁₆ -12	-16	130,3	5.13	82,3	3.24	19,8	.78	17,5	.69	1 ¹ / ₂	
FJ9775-2020S	*	*	1 ⁵ / ₈ -12	-20	163,1	6.42	95,8	3.77	26,7	1.05	20,3	.80	2	
FJ9775-2424S	*	*	1 ⁷ / ₈ -12	-24	188,2	7.41	114,0	4.49	32,0	1.26	24,1	.95	2 ¹ / ₄	
30° Elbow														
FC5965-0808S	FC4965-0808S	FC3471-08S	³ / ₄ -16	-08	88,6	3.49	54,4	2.14	9,7	.38	15,7	.62	⁷ / ₈	¹³ / ₁₆
FJ9776-1212S	FJ8776-1212S	FC1410-12S	1 ¹ / ₁₆ -12	-12	106,2	4.18	62,2	2.45	15,5	.61	17,5	.69	1 ¹ / ₄	
FJ9776-1616S	FJ8776-1616S	FC1410-16S	1 ⁵ / ₁₆ -12	-16	132,1	5.20	83,8	3.30	19,8	.78	24,1	.95	1 ¹ / ₂	
FJ9776-2020S	*	*	1 ⁵ / ₈ -12	-20	166,4	6.55	99,1	3.90	26,7	1.05	28,2	1.11	2	
FJ9776-2424S	*	*	1 ⁷ / ₈ -12	-24	190,0	7.48	115,8	4.56	32,0	1.26	32,8	1.29	2 ¹ / ₄	
45° Elbow														
FC9627-0808S	FC8627-0808S	FC3471-08S	³ / ₄ -16	-08	87,9	3.46	53,8	2.12	9,7	.38	24,1	.95	⁷ / ₈	¹³ / ₁₆
FC9627-1210S	FC8627-1210S	FC3471-10S	1 ¹ / ₁₆ -12	-10	103,4	4.07	66,0	2.60	12,7	.50	29,5	1.16	1 ¹ / ₄	1
FJ9777-1212S	FJ8777-1212S	FC1410-12S	1 ¹ / ₁₆ -12	-12	111,5	4.39	67,8	2.67	15,5	.61	29,5	1.16	1 ¹ / ₄	
FJ9777-1616S	FJ8777-1616S	FC1410-16S	1 ⁵ / ₁₆ -12	-16	135,6	5.34	87,4	3.44	19,8	.78	38,9	1.53	1 ¹ / ₂	
FJ9777-2020S	*	*	1 ⁵ / ₈ -12	-20	165,4	6.51	98,0	3.86	26,7	1.05	43,2	1.70	2	
FJ9777-2424S	*	*	1 ⁷ / ₈ -12	-24	189,7	7.47	115,6	4.55	32,0	1.26	50,5	1.99	2 ¹ / ₄	
60° Elbow														
FC5967-0808S	FC4967-0808S	FC3471-08S	³ / ₄ -16	-08	85,1	3.35	51,1	2.01	9,7	.38	32,0	1.26	⁷ / ₈	¹³ / ₁₆
FJ9778-1212S	FJ8778-1212S	FC1410-12S	1 ¹ / ₁₆ -12	-12	111,0	4.37	67,3	2.65	15,5	.61	40,6	1.60	1 ¹ / ₄	
FJ9778-1616S	FJ8778-1616S	FC1410-16S	1 ⁵ / ₁₆ -12	-16	133,1	5.24	84,8	3.34	19,8	.78	52,8	2.08	1 ¹ / ₂	
FJ9778-2020S	*	*	1 ⁵ / ₈ -12	-20	164,1	6.46	96,8	3.81	26,7	1.05	59,2	2.33	2	
FJ9778-2424S	*	*	1 ⁷ / ₈ -12	-24	186,9	7.36	112,8	4.44	32,0	1.26	69,1	2.72	2 ¹ / ₄	
67¹/₂° Elbow														
FC5969-0808S	FC4969-0808S	FC3471-08S	³ / ₄ -16	-08	85,6	3.37	51,6	2.03	9,7	.38	37,3	1.47	⁷ / ₈	¹³ / ₁₆
FJ9779-1212S	FJ8779-1212S	FC1410-12S	1 ¹ / ₁₆ -12	-12	109,2	4.30	65,5	2.58	15,5	.61	45,7	1.80	1 ¹ / ₄	
FJ9779-1616S	FJ8779-1616S	FC1410-16S	1 ⁵ / ₁₆ -12	-16	131,6	5.18	83,3	3.28	19,8	.78	59,9	2.36	1 ¹ / ₂	
FJ9779-2020S	*	*	1 ⁵ / ₈ -12	-20	160,8	6.33	93,5	3.68	26,7	1.05	66,5	2.62	2	
FJ9779-2424S	*	*	1 ⁷ / ₈ -12	-24	172,5	6.79	98,3	3.87	32,0	1.26	70,1	2.76	2 ¹ / ₄	
90° Elbow														
FC9625-0808S	FC8625-0808S	FC3471-08S	³ / ₄ -16	-08	77,2	3.04	42,9	1.69	9,7	.38	47,5	1.87	⁷ / ₈	¹³ / ₁₆
FC9625-1210S	FC8625-1210S	FC3471-10S	1 ¹ / ₁₆ -12	-10	92,2	3.63	54,9	2.16	12,7	.50	59,7	2.35	1 ¹ / ₄	1
FJ9780-1212S	FJ8780-1212S	FC1410-12S	1 ¹ / ₁₆ -12	-12	100,3	3.95	56,6	2.23	15,5	.61	59,7	2.35	1 ¹ / ₄	
FJ9780-1616S	FJ8780-1616S	FC1410-16S	1 ⁵ / ₁₆ -12	-16	118,9	4.68	70,6	2.78	19,8	.78	77,2	3.04	1 ¹ / ₂	
FJ9780-2020S	*	*	1 ⁵ / ₈ -12	-20	147,8	5.82	80,5	3.17	26,7	1.05	86,4	3.40	2	
FJ9780-2424S	*	*	1 ⁷ / ₈ -12	-24	167,9	6.61	93,7	3.69	32,0	1.26	100,3	3.95	2 ¹ / ₄	

*Complete fittings are one-piece assemblies.

Spiral Single Skive Crimp Fittings



For use with hose: FC736 (-06 thru -20), FC254 (-20, -24), FC323 (-12, -16, -20, -24), FC324 (-12, -16), GH493

Straight Split Flange
FJ9569/FC9725/FJ9761 Code 61
FC9853/FJ9762 Code 62

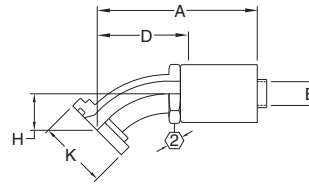
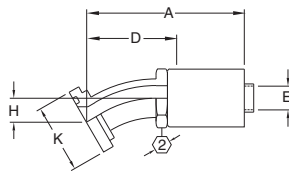
22 1/2° Elbow Split Flange
FJ9571/FC9929/FJ9763 Code 61
FC5957/FJ9764 Code 62

Complete Fitting Part #	Component Part Numbers		Flange Head Dia. K Ø		Hose Size	A		D		EØ		H		②
	Nipple Assy. Part #	Socket Part #	mm	in		mm	in	mm	in	mm	in	mm	in	
Straight split flange – Code 61 (SAE J518)														
FC9725-0808S	FC8725-0808S	FC3471-08S	30,2	1.19	-08	90,4	3.56	56,1	2.21	9,7	.38			13/16
FC9725-1208S	FC8725-1208S	FC3471-08S	38,1	1.50	-08	90,4	3.56	56,1	2.21	9,7	.38			13/16
FC9725-1210S	FC8725-1210S	FC3471-10S	38,1	1.50	-10	101,3	3.99	64,0	2.52	12,7	.50			1
FJ9761-1212S	FJ8761-1212S	FC1410-12S	38,1	1.50	-12	109,5	4.31	65,8	2.59	15,5	.61			
FJ9761-1612S	FJ8761-1612S	FC1410-12S	44,5	1.75	-12	109,5	4.31	65,8	2.59	15,5	.61			
FJ9761-1616S	FJ8761-1616S	FC1410-16S	44,5	1.75	-16	127,8	5.03	79,8	3.14	19,8	.78			
FJ9761-2016S	FJ8761-2016S	FC1410-16S	50,8	2.00	-16	127,8	5.03	79,8	3.14	19,8	.78			
FJ9761-2020S	*	*	50,8	2.00	-20	151,1	5.95	83,8	3.30	26,7	1.05			
FJ9761-2420S	*	*	60,5	2.38	-20	151,1	5.95	83,8	3.30	26,7	1.05			
FJ9761-2424S	*	*	60,5	2.38	-24	176,5	6.95	102,1	4.02	32,0	1.26			
FJ9761-3224S	*	*	71,4	2.81	-24	176,5	6.95	102,1	4.02	32,0	1.26			
FJ9569-3232S	*	*	71,4	2.81	-32	207,8	8.18	122,4	4.82	42,9	1.69			
Straight split flange – Code 62 (SAE J518)														
FC9853-1208S	FC8853-1208S	FC3471-08S	41,1	1.62	-08	90,4	3.56	56,1	2.21	9,7	.38			13/16
FJ9762-1212S	FJ8762-1212S	FC1410-12S	41,1	1.62	-12	109,5	4.31	65,8	2.59	15,5	.61			
FJ9762-1612S	FJ8762-1612S	FC1410-12S	47,8	1.88	-12	109,5	4.31	65,8	2.59	15,5	.61			
FJ9762-1616S	FJ8762-1616S	FC1410-16S	47,8	1.88	-16	127,8	5.03	79,8	3.14	19,8	.78			
FJ9762-2016S	FJ8762-2016S	FC1410-16S	53,8	2.12	-16	127,8	5.03	79,8	3.14	19,8	.78			
FJ9762-2020S	*	*	53,8	2.12	-20	151,1	5.95	83,8	3.30	26,7	1.05			
FJ9762-2420S	*	*	63,5	2.50	-20	151,1	5.95	83,8	3.30	26,7	1.05			
FJ9762-2424S	*	*	63,5	2.50	-24	176,5	6.95	102,1	4.02	32,0	1.26			
FJ9762-3224S	*	*	79,2	3.12	-24	170,4	6.71	102,1	4.02	32,0	1.26			
22 1/2° Elbow split flange – Code 61 (SAE J518)														
FC9929-0808S	FC8929-0808S	FC3471-08S	30,2	1.19	-08	84,3	3.32	50,0	1.97	9,7	.38	8,1	.32	13/16
FC9929-1208S	FC8929-1208S	FC3471-08S	38,1	1.50	-08	84,3	3.32	50,0	1.97	9,7	.38	9,7	.38	13/16
FJ9763-1212S	FJ8763-1212S	FC1410-12S	38,1	1.50	-12	102,6	4.04	58,7	2.31	15,5	.61	11,2	.44	
FJ9763-1612S	FJ8763-1612S	FC1410-12S	44,5	1.75	-12	102,6	4.04	58,7	2.31	15,5	.61	11,2	.44	
FJ9763-1616S	FJ8763-1616S	FC1410-16S	44,5	1.75	-16	114,8	4.52	66,5	2.62	19,8	.78	11,2	.44	
FJ9763-2016S	FJ8763-2016S	FC1410-16S	50,8	2.00	-16	114,8	4.52	66,5	2.62	19,8	.78	11,2	.44	
FJ9763-2020S	*	*	50,8	2.00	-20	145,0	5.71	77,7	3.06	26,7	1.05	12,7	.50	
FJ9763-2420S	*	*	60,5	2.38	-20	145,0	5.71	77,7	3.06	26,7	1.05	12,7	.50	
FJ9763-2424S	*	*	60,5	2.38	-24	168,9	6.65	94,7	3.73	32,0	1.26	16,0	.63	
FJ9763-3224S	*	*	71,4	2.81	-24	168,9	6.65	94,7	3.73	32,0	1.26	16,0	.63	
FJ9571-3232S	*	*	71,4	2.81	-32	207,8	8.18	122,4	4.82	42,9	1.69	22,4	.88	
22 1/2° Elbow split flange – Code 62 (SAE J518)														
FC5957-1208S	FC4957-1208S	FC3471-08S	41,1	1.62	-08	84,3	3.32	50,0	1.97	9,7	.38	9,7	.38	13/16
FJ9764-1212S	FJ8764-1212S	FC1410-12S	41,1	1.62	-12	102,6	4.04	58,7	2.31	15,5	.61	11,2	.44	
FJ9764-1612S	FJ8764-1612S	FC1410-12S	47,8	1.88	-12	102,6	4.04	58,7	2.31	15,5	.61	11,2	.44	
FJ9764-1616S	FJ8764-1616S	FC1410-16S	47,8	1.88	-16	114,8	4.52	66,5	2.62	19,8	.78	11,2	.44	
FJ9764-2016S	FJ8764-2016S	FC1410-16S	53,8	2.12	-16	114,8	4.52	66,5	2.62	19,8	.78	11,2	.44	
FJ9764-2020S	*	*	53,8	2.12	-20	145,0	5.71	77,7	3.06	26,7	1.05	12,7	.50	
FJ9764-2420S	*	*	63,5	2.50	-20	145,0	5.71	77,7	3.06	26,7	1.05	12,7	.50	
FJ9764-2424S	*	*	63,5	2.50	-24	168,9	6.65	94,7	3.73	32,0	1.26	16,0	.63	
FJ9764-3224S	*	*	79,2	3.12	-24	168,9	6.65	94,7	3.73	32,0	1.26	16,0	.63	

*Complete fittings are one-piece assemblies.

NOTE: For flanges, split flange halves, kits and o-rings, see pages 190-195.

Spiral Single Skive Crimp Fittings



For use with hose: FC736 (-06 thru -20), FC254 (-20, -24), FC323 (-12, -16, -20, -24), FC324 (-12, -16), GH493

30° Elbow Split Flange
FJ9573/FJ9765 Code 61
FC9854/FJ9766 Code 62

45° Elbow Split Flange
FJ9575/FC9724/FJ9787 Code 61
FC9855/FJ9767 Code 62

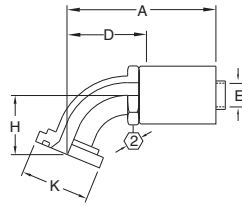
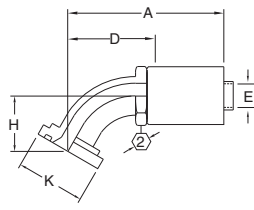
Complete Fitting Part #	Component Part Numbers		Flange Head Dia. K Ø	Hose Size	A		D		EØ		H			
	Nipple Assy. Part #	Socket Part #			mm	in	mm	in	mm	in	mm	in		
30° Elbow split flange – Code 61 (SAE J518)														
FJ9765-1212S	FJ8765-1212S	FC1410-12S	38,1	1.50	-12	101,1	3.98	57,4	2.26	15,5	.61	14,7	.58	
FJ9765-1612S	FJ8765-1612S	FC1410-12S	44,5	1.75	-12	101,1	3.98	57,4	2.26	15,5	.61	14,7	.58	
FJ9765-1616S	FJ8765-1616S	FC1410-16S	44,5	1.75	-16	117,3	4.62	69,1	2.72	19,8	.78	15,5	.61	
FJ9765-2016S	FJ8765-2016S	FC1410-16S	50,8	2.00	-16	117,3	4.62	69,1	2.72	19,8	.78	15,5	.61	
FJ9765-2020S	*	*	50,8	2.00	-20	149,4	5.88	82,0	3.23	26,7	1.05	18,3	.72	
FJ9765-2420S	*	*	60,5	2.38	-20	149,4	5.88	82,0	3.23	26,7	1.05	18,3	.72	
FJ9765-2424S	*	*	60,5	2.38	-24	172,0	6.77	97,8	3.85	32,0	1.26	22,4	.88	
FJ9765-3224S	*	*	71,4	2.81	-24	172,0	6.77	97,8	3.85	32,0	1.26	22,4	.88	
FJ9573-3232S	*	*	71,4	2.81	-32	213,9	8.42	128,5	5.06	42,9	1.69	31,8	1.25	
30° Elbow split flange – Code 62 (SAE J518)														
FC9854-1208S	FC8854-1208S	FC3471-08S	41,1	1.62	-08	83,3	3.28	49,0	1.93	9,7	.38	12,7	.50	13/16
FJ9766-1212S	FJ8766-1212S	FC1410-12S	41,1	1.62	-12	101,1	3.98	57,4	2.26	15,5	.61	14,7	.58	
FJ9766-1612S	FJ8766-1612S	FC1410-12S	47,8	1.88	-12	101,1	3.98	57,4	2.26	15,5	.61	14,7	.58	
FJ9766-1616S	FJ8766-1616S	FC1410-16S	47,8	1.88	-16	117,3	4.62	69,1	2.72	19,8	.78	15,5	.62	
FJ9766-2016S	FJ8766-2016S	FC1410-16S	53,8	2.12	-16	117,3	4.62	69,1	2.72	19,8	.78	15,5	.62	
FJ9766-2020S	*	*	53,8	2.12	-20	149,4	5.88	82,0	3.23	26,7	1.05	18,3	.72	
FJ9766-2420S	*	*	63,5	2.50	-20	149,4	5.88	82,0	3.23	26,7	1.05	18,3	.72	
FJ9766-2424S	*	*	63,5	2.50	-24	172,0	6.77	97,8	3.85	32,0	1.26	22,4	.88	
FJ9766-3224S	*	*	79,2	3.12	-24	172,0	6.77	97,8	3.85	32,0	1.26	22,4	.88	
45° Elbow split flange – Code 61 (SAE J518)														
FC9724-0808S	FC8724-0808S	FC3471-08S	30,2	1.19	-08	83,6	3.29	49,5	1.95	9,7	.38	19,8	.78	13/16
FC9724-1208S	FC8724-1208S	FC3471-08S	38,1	1.50	-08	83,6	3.29	49,5	1.95	9,7	.38	19,8	.78	13/16
FC9724-1210S	FC8724-1210S	FC3471-10S	38,1	1.50	-10	99,3	3.91	62,2	2.45	12,7	.50	25,4	1.00	1
FJ9767-1212S	FJ8767-1212S	FC1410-12S	38,1	1.50	-12	107,7	4.24	63,8	2.51	15,5	.61	25,4	1.00	
FJ9767-1612S	FJ8767-1612S	FC1410-12S	44,5	1.75	-12	107,7	4.24	63,8	2.51	15,5	.61	25,4	1.00	
FJ9767-1616S	FJ8767-1616S	FC1410-16S	44,5	1.75	-16	123,7	4.87	75,4	2.97	19,8	.78	26,9	1.06	
FJ9767-2016S	FJ8767-2016S	FC1410-16S	50,8	2.00	-16	123,7	4.87	75,4	2.97	19,8	.78	26,9	1.06	
FJ9767-2020S	*	*	50,8	2.00	-20	151,6	5.97	84,3	3.32	26,7	1.05	29,2	1.15	
FJ9767-2420S	*	*	60,5	2.38	-20	151,6	5.97	84,3	3.32	26,7	1.05	29,2	1.15	
FJ9767-2424S	*	*	60,5	2.38	-24	174,8	6.88	100,6	3.96	32,0	1.26	35,8	1.41	
FJ9767-3224S	*	*	71,4	2.81	-24	174,8	6.88	100,6	3.96	32,0	1.26	35,8	1.41	
FJ9575-3232S	*	*	71,4	2.81	-32	217,9	8.58	132,8	5.23	42,9	1.69	50,8	2.00	
45° Elbow split flange – Code 62 (SAE J518)														
FC9855-1208S	FC8855-1208S	FC3471-08S	41,1	1.62	-08	83,6	3.29	49,5	1.95	9,7	.38	19,8	.78	13/16
FJ9768-1212S	FJ8768-1212S	FC1410-12S	41,1	1.62	-12	107,7	4.24	63,8	2.51	15,5	.61	25,4	1.00	
FJ9768-1612S	FJ8768-1612S	FC1410-12S	47,8	1.88	-12	107,7	4.24	63,8	2.51	15,5	.61	25,4	1.00	
FJ9768-1616S	FJ8768-1616S	FC1410-16S	47,8	1.88	-16	123,7	4.87	75,4	2.97	19,8	.78	26,9	1.06	
FJ9768-2016S	FJ8768-2016S	FC1410-16S	53,8	2.12	-16	123,7	4.87	75,4	2.97	19,8	.78	26,9	1.06	
FJ9768-2020S	*	*	53,8	2.12	-20	151,6	5.97	84,3	3.32	26,7	1.05	29,2	1.15	
FJ9768-2420S	*	*	63,5	2.50	-20	151,6	5.97	84,3	3.32	26,7	1.05	29,2	1.15	
FJ9768-2424S	*	*	63,5	2.50	-24	174,8	6.88	100,6	3.96	32,0	1.26	35,8	1.41	
FJ9768-3224S	*	*	79,2	3.12	-24	174,8	6.88	100,6	3.96	32,0	1.26	35,8	1.41	

*Complete fittings are one-piece assemblies.

NOTE: For flanges, split flange halves, kits and o-rings, see pages 190-195.

SPECIALTY & TRUCK HOSE
LOW & MEDIUM PRESSURE HOSE
HIGH PRESSURE HOSE
HOSE FITTINGS
ADAPTERS & TUBE FITTINGS
ACCESSORIES & ASSEMBLY INSTRUCTIONS
HOSE ASSEMBLY EQUIPMENT
APPENDICES

Spiral Single Skive Crimp Fittings



Spiral Single Skive Crimp Fittings for use with hose:
 FC736 (-06 thru -20), FC254 (-20, -24), FC323 (-12, -16, -20, -24), FC324 (-12, -16), GH493

60° Elbow Split Flange
 FC9802/FJ9769 Code 61
 FC7330/FJ9770 Code 62

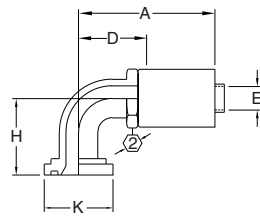
67 1/2° Elbow Split Flange
 FJ9579/FC9726/FJ9771 Code 61
 FC5960/FJ9772 Code 62

Complete Fitting Part #	Component Part Numbers		Flange Head Dia. K Ø	Hose Size	A		D		EØ		H		②	
	Nipple Assy. Part #	Socket Part #			mm	in	mm	in	mm	in	mm	in		
60° Elbow split flange – Code 61 (SAEJ518)														
FC9802-0808S	FC8802-0808S	FC3471-08S	30,2	1.19	-08	82,0	3.23	47,8	1.88	9,7	.38	26,7	1.05	13/16
FC9802-1208S	FC8802-1208S	FC3471-08S	38,1	1.50	-08	82,0	3.23	47,8	1.88	9,7	.38	26,7	1.05	13/16
FJ9769-1212S	FJ8769-1212S	FC1410-12S	38,1	1.50	-12	108,2	4.26	64,5	2.54	15,5	.61	35,8	1.41	
FJ9769-1612S	FJ8769-1612S	FC1410-12S	44,5	1.75	-12	108,2	4.26	64,5	2.54	15,5	.61	35,8	1.41	
FJ9769-1616S	FJ8769-1616S	FC1410-16S	44,5	1.75	-16	124,5	4.90	76,5	3.01	19,8	.78	38,1	1.50	
FJ9769-2016S	FJ8769-2016S	FC1410-16S	50,8	2.00	-16	124,5	4.90	76,5	3.01	19,8	.78	38,1	1.50	
FJ9769-2020S	*	*	50,8	2.00	-20	154,2	6.07	86,9	3.42	26,7	1.05	42,2	1.66	
FJ9769-2420S	*	*	60,5	2.38	-20	154,2	6.07	86,9	3.42	26,7	1.05	42,2	1.66	
FJ9769-2424S	*	*	60,5	2.38	-24	176,3	6.94	102,1	4.02	32,0	1.26	50,8	2.00	
FJ9769-3224S	*	*	71,4	2.81	-24	176,3	6.94	102,1	4.02	32,0	1.26	50,8	2.00	
60° Elbow split flange – Code 62 (SAEJ518)														
FC7330-1208S	FC6330-1208S	FC3471-08S	41,1	1.62	-08	82,0	3.23	47,8	1.88	9,7	.38	26,7	1.05	13/16
FJ9770-1212S	FJ8770-1212S	FC1410-12S	41,1	1.62	-12	108,2	4.26	64,5	2.54	15,5	.61	35,8	1.41	
FJ9770-1612S	FJ8770-1612S	FC1410-12S	47,8	1.88	-12	108,2	4.26	64,5	2.54	15,5	.61	35,8	1.41	
FJ9770-1616S	FJ8770-1616S	FC1410-16S	47,8	1.88	-16	124,5	4.90	76,5	3.01	19,8	.78	38,1	1.50	
FJ9770-2016S	FJ8770-2016S	FC1410-16S	53,8	2.12	-16	124,5	4.90	76,5	3.01	19,8	.78	38,1	1.50	
FJ9770-2020S	*	*	53,8	2.12	-20	154,2	6.07	86,9	3.42	26,7	1.05	42,2	1.66	
FJ9770-2420S	*	*	63,5	2.50	-20	154,2	6.07	86,9	3.42	26,7	1.05	42,2	1.66	
FJ9770-2424S	*	*	63,5	2.50	-24	176,3	6.94	102,1	4.02	32,0	1.26	50,8	2.00	
FJ9770-3224S	*	*	79,2	3.12	-24	176,3	6.94	102,1	4.02	32,0	1.26	50,8	2.00	
67 1/2° Elbow split flange – Code 61 (SAEJ518)														
FC9726-0808S	FC8726-0808S	FC3471-08S	30,2	1.19	-08	83,3	3.28	49,3	1.94	9,7	.38	31,8	1.25	13/16
FC9726-1208S	FC8726-1208S	FC3471-08S	38,1	1.50	-08	83,3	3.28	49,3	1.94	9,7	.38	33,3	1.31	13/16
FJ9771-1212S	FJ8771-1212S	FC1410-12S	38,1	1.50	-12	107,2	4.22	63,2	2.49	15,5	.61	40,6	1.60	
FJ9771-1612S	FJ8771-1612S	FC1410-12S	44,5	1.75	-12	107,2	4.22	63,2	2.49	15,5	.61	40,6	1.60	
FJ9771-1616S	FJ8771-1616S	FC1410-16S	44,5	1.75	-16	125,0	4.92	77,0	3.03	19,8	.78	44,5	1.75	
FJ9771-2016S	FJ8771-2016S	FC1410-16S	50,8	2.00	-16	125,0	4.92	77,0	3.03	19,8	.78	44,5	1.75	
FJ9771-2020S	*	*	50,8	2.00	-20	153,4	6.04	84,1	3.39	26,7	1.05	48,3	1.90	
FJ9771-2420S	*	*	60,5	2.38	-20	153,4	6.04	84,1	3.39	26,7	1.05	48,3	1.90	
FJ9771-2424S	*	*	60,5	2.38	-24	164,6	6.48	90,4	3.56	32,0	1.26	50,8	2.00	
FJ9771-3224S	*	*	71,4	2.81	-24	164,6	6.48	90,4	3.56	32,0	1.26	50,8	2.00	
FJ9579-3232S	*	*	71,4	2.81	-32	218,9	8.62	133,9	5.27	42,9	1.69	82,6	3.25	
67 1/2° Elbow split flange – Code 62 (SAEJ518)														
FC5960-1208S	FC4960-1208S	FC3471-08S	41,1	1.62	-08	83,3	3.28	49,3	1.94	9,7	.38	31,8	1.25	13/16
FJ9772-1212S	FJ8772-1212S	FC1410-12S	41,1	1.62	-12	107,2	4.22	63,2	2.49	15,5	.61	40,6	1.60	
FJ9772-1612S	FJ8772-1612S	FC1410-12S	47,8	1.88	-12	107,2	4.22	63,2	2.49	15,5	.61	40,6	1.60	
FJ9772-1616S	FJ8772-1616S	FC1410-16S	47,8	1.88	-16	125,0	4.92	77,0	3.03	19,8	.78	44,5	1.75	
FJ9772-2016S	FJ8772-2016S	FC1410-16S	53,8	2.12	-16	125,0	4.92	77,0	3.03	19,8	.78	44,5	1.75	
FJ9772-2020S	*	*	53,8	2.12	-20	153,4	6.04	84,1	3.39	26,7	1.05	48,3	1.90	
FJ9772-2420S	*	*	63,5	2.50	-20	153,4	6.04	84,1	3.39	26,7	1.05	48,3	1.90	
FJ9772-2424S	*	*	63,5	2.50	-24	164,6	6.48	90,4	3.56	32,0	1.26	50,8	2.00	
FJ9772-3224S	*	*	79,2	3.12	-24	164,6	6.48	90,4	3.56	32,0	1.26	50,8	2.00	

*Complete fittings are one-piece assemblies.

NOTE: For flanges, split flange halves, kits and o-rings, see pages 190-195.

Spiral Single Skive Crimp Fittings



For use with hose: FC736 (-06 thru -20), FC254 (-20, -24), FC323 (-12, -16, -20, -24), FC324 (-12, -16), GH493

90° Elbow Split Flange
 FJ9581/FC9727/FJ9773 Code 61
 FC9856/FJ9774 Code 62

Complete Fitting Part #	Component Part Numbers		Flange Head Dia. K Ø	Hose Size	A		D		EØ		H		②	
	Nipple Assy. Part #	Socket Part #			mm	in	mm	in	mm	in	mm	in		
90° Elbow split flange – Code 61 (SAEJ518)														
FC9727-0808S	FC8727-0808S	FC3471-08S	30,2	1.19	-08	77,2	3.04	42,9	1.69	9,7	.38	41,1	1.62	13/16
FC9727-1208S	FC8727-1208S	FC3471-08S	38,1	1.50	-08	77,2	3.04	42,9	1.69	9,7	.38	41,1	1.62	13/16
FC9727-1210S	FC8727-1210S	FC3471-10S	38,1	1.50	-10	92,2	3.63	54,9	2.16	12,7	.50	54,1	2.13	1
FJ9773-1212S	FJ8773-1212S	FC1410-12S	38,1	1.50	-12	100,3	3.95	56,6	2.23	15,5	.61	54,1	2.13	
FJ9773-1612S	FJ8773-1612S	FC1410-12S	44,5	1.75	-12	100,3	3.95	56,6	2.23	15,5	.61	54,1	2.13	
FJ9773-1616S	FJ8773-1616S	FC1410-16S	44,5	1.75	-16	118,9	4.68	70,6	2.78	19,8	.78	60,5	2.38	
FJ9773-2016S	FJ8773-2016S	FC1410-16S	50,8	2.00	-16	118,9	4.68	70,6	2.78	19,8	.78	60,5	2.38	
FJ9773-2020S	*	*	50,8	2.00	-20	147,6	5.81	80,5	3.17	26,7	1.05	66,5	2.62	
FJ9773-2420S	*	*	60,5	2.38	-20	147,6	5.81	80,5	3.17	26,7	1.05	66,5	2.62	
FJ9773-2424S	*	*	60,5	2.38	-24	167,9	6.61	93,7	3.69	32,0	1.26	79,2	3.12	
FJ9773-3224S	*	*	71,4	2.81	-24	167,9	6.61	98,0	3.86	32,0	1.26	79,2	3.12	
FJ9581-3232S	*	*	71,4	2.81	-32	209,8	8.26	124,5	4.90	42,9	1.69	114,3	4.50	
90° Elbow split flange – Code 62 (SAEJ518)														
FC9856-0808S	FC8856-0808S	FC3471-08S	31,8	1.25	-08	77,2	3.04	42,9	1.69	9,7	.38	41,1	1.62	13/16
FC9856-1208S	FC8856-1208S	FC3471-08S	41,1	1.62	-08	77,2	3.04	42,9	1.69	9,7	.38	41,1	1.62	13/16
FJ9774-1212S	FJ8774-1212S	FC1410-12S	41,1	1.62	-12	100,3	3.95	56,6	2.23	15,5	.61	54,1	2.13	
FJ9774-1612S	FJ8774-1612S	FC1410-12S	47,8	1.88	-12	100,3	3.95	56,6	2.23	15,5	.61	54,1	2.13	
FJ9774-1616S	FJ8774-1616S	FC1410-16S	47,8	1.88	-16	118,9	4.68	70,6	2.78	19,8	.78	60,5	2.38	
FJ9774-2016S	FJ8774-2016S	FC1410-16S	53,8	2.12	-16	118,9	4.68	70,6	2.78	19,8	.78	60,5	2.38	
FJ9774-2020S	*	*	53,8	2.12	-20	147,6	5.81	80,5	3.17	26,7	1.05	66,5	2.62	
FJ9774-2420S	*	*	63,5	2.50	-20	147,6	5.81	80,5	3.17	26,7	1.05	66,5	2.62	
FJ9774-2424S	*	*	63,5	2.50	-24	167,9	6.61	93,7	3.69	32,0	1.26	79,2	3.12	
FJ9774-3224S	*	*	79,2	3.12	-24	167,9	6.61	93,7	3.69	32,0	1.26	79,2	3.12	

*Complete fittings are one-piece assemblies.

NOTE: For flanges, split flange halves, kits and o-rings, see pages 190-195.

SPECIALTY & TRUCK HOSE

LOW & MEDIUM PRESSURE HOSE

HIGH PRESSURE HOSE

HOSE FITTINGS

ADAPTERS & TUBE FITTINGS

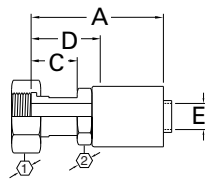
ACCESSORIES & ASSEMBLY INSTRUCTIONS

HOSE ASSEMBLY EQUIPMENT

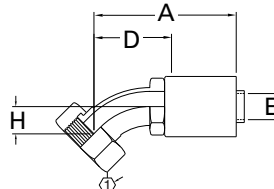
APPENDICES

Spiral Single Skive Crimp Fittings

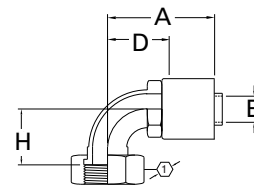
For use with hose: FC736 (-06 thru -20), FC254 (-20, -24), FC323 (-12, -16, -20, -24), FC324 (-12, -16), GH493



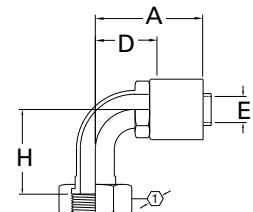
ORS Swivel Straight
FJ9606/FJ9896



ORS Swivel 45° elbow
FJ9609/FJ9897



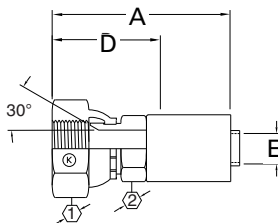
ORS Swivel 90° elbow (short)
FJ9612/FJ9898



ORS Swivel 90° elbow (long)
FJ9715/FJ9899

Complete Fitting Part #	Component Part Numbers		Thd.	Hose Size	A		C		D		EØ		H	①	②
	Nipple Assy. Part #	Socket Part #			mm	in	mm	in	mm	in	mm	in			
Straight															
FJ9606-0606S	FJ8307-0606S	FC3471-06S	1 ¹ / ₁₆ -16	-06	61,0	2.40	18,3	.72	30,5	1.20	6,6	.26		1 ³ / ₁₆	1 ¹ / ₁₆
FJ9606-0808S	FJ8307-0808S	FC3471-08S	1 ³ / ₁₆ -16	-08	72,4	2.85	22,1	.87	38,1	1.50	9,7	.38		1 ⁵ / ₁₆	1 ³ / ₁₆
FJ9896-1212S	FJ8896-1212S	FC1410-12S	1 ³ / ₁₆ -12	-12	90,7	3.57	27,2	1.07	47,0	1.85	15,5	.61		1 ³ / ₈	1 ¹ / ₁₆
FJ9896-1612S	FJ8896-1612S	FC1410-12S	1 ⁷ / ₁₆ -12	-12	92,5	3.64	29,0	1.14	48,8	1.92	15,5	.61		1 ⁵ / ₈	1 ³ / ₈
FJ9896-1616S	FJ8896-1616S	FC1410-16S	1 ⁷ / ₁₆ -12	-16	103,1	4.06	29,0	1.14	54,9	2.16	19,8	.78		1 ⁵ / ₈	1 ³ / ₈
FJ9896-2020S	*	*	1 ¹¹ / ₁₆ -12	-20	125,5	4.94	28,7	1.13	58,4	2.30	26,7	1.05		1 ⁷ / ₈	1 ⁵ / ₈
FJ9896-2424S	*	*	2-12	-24	133,1	5.24	25,4	1.00	58,9	2.32	32,0	1.26		2 ¹ / ₄	2
45° Elbow															
FJ9609-0808S	FJ8609-0808S	FC3471-08S	1 ³ / ₁₆ -16	-08	77,2	3.04	43,2	1.70	9,7	.38	15,0	.59	23,9	.94	1 ³ / ₁₆
FJ9897-1212S	FJ8897-1212S	FC1410-12S	1 ³ / ₁₆ -12	-12	103,1	4.06	59,2	2.33	15,5	.61	21,1	.83	35,0	1.38	
FJ9897-1616S	FJ8897-1616S	FC1410-16S	1 ⁷ / ₁₆ -12	-16	123,7	4.87	75,7	2.98	19,8	.78	23,9	.94	41,1	1.62	
FJ9897-2020S	*	*	1 ¹¹ / ₁₆ -12	-20	144,0	5.67			76,7	3.02	25,7	1.01	25,4	1.00	1 ⁷ / ₈
FJ9897-2424S	*	*	2-12	-24	165,4	6.51			91,2	3.59	30,2	1.19	27,2	1.07	2 ¹ / ₄
90° Elbow (short)															
FJ9612-0808S	FJ8612-0808S	FC3471-08S	1 ³ / ₁₆ -16	-08	71,4	2.81			37,1	1.46	9,7	.38	29,2	1.15	1 ⁵ / ₁₆ 1 ³ / ₁₆
FJ9898-1212S	FJ8898-1212S	FC1410-12S	1 ³ / ₁₆ -12	-12	100,3	3.95			56,6	2.23	15,5	.61	47,8	1.88	1 ³ / ₈
FJ9898-1612S	FJ8898-1612S	FC1410-12S	1 ⁷ / ₁₆ -12	-12	112,0	4.41			68,1	2.68	15,5	.61	56,1	2.21	1 ⁵ / ₈
FJ9898-1616S	FJ8898-1616S	FC1410-16S	1 ⁷ / ₁₆ -12	-16	116,3	4.58			68,1	2.68	19,8	.78	56,1	2.21	1 ⁵ / ₈
FJ9898-2020S	*	*	1 ¹¹ / ₁₆ -12	-20	146,1	5.75			77,5	3.10	25,7	1.01	63,8	2.51	1 ⁷ / ₈
FJ9898-2424S	*	*	2-12	-24	167,9	6.61			93,7	3.69	30,2	1.19	68,6	2.70	2 ¹ / ₄
90° Elbow (long)															
FJ9715-0808S	FJ8715-0808S	FC3471-08S	1 ³ / ₁₆ -16	-08	77,2	3.04			42,9	1.69	9,7	.38	63,8	2.51	1 ⁵ / ₁₆ 1 ³ / ₁₆
FJ9899-1212S	FJ8899-1212S	FC1410-12S	1 ³ / ₁₆ -12	-12	100,3	3.95			56,6	2.23	15,5	.61	96,0	3.78	1 ³ / ₈
FJ9899-1616S	FJ8899-1616S	FC1410-16S	1 ⁷ / ₁₆ -12	-16	118,9	4.68			70,6	2.78	19,8	.78	114,3	4.50	1 ⁵ / ₈
FJ9899-2020S	*	*	1 ¹¹ / ₁₆ -12	-20	147,6	5.81			80,3	3.16	25,7	1.01	129,3	5.09	1 ⁷ / ₈
FJ9899-2424S	*	*	2-12	-24	167,9	6.61			93,5	3.68	30,2	1.19	140,7	5.54	2 ¹ / ₄

NOTE: see pages 194, 195 for o-rings.

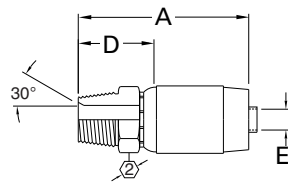


30° swivel —
Metric threads Special Komatsu
FJ7188

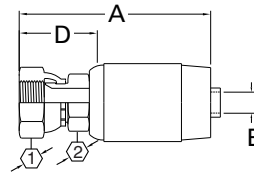
Complete Fitting Part #	Component Part Numbers		Thd.	Hose Size	A		D		EØ		①	②
	Nipple Assy. Part #	Socket Part #			mm	in	mm	in	mm	in		
30° Swivel—Metric threads												
FJ7188-0612S	FJ6188-0612S	FC1410-12S	M30x1.5	-12	97,5	3.84	53,8	2.12	15,5	.61		1 ¹ / ₂ 1 ¹ / ₅
FJ7188-1016S	FJ6188-1016S	FC1410-16S	M33x1.5	-16	107,7	4.24	59,4	2.34	19,8	.78		1 ⁵ / ₈ 1 ¹ / ₄
FJ7188-1220S	*	*	M36x1.5	-20	135,1	5.32	67,8	2.67	24,1	.95		1 ¹³ / ₁₆ 1 ⁵ / ₈
FJ7188-1424S	*	*	M42x1.5	-24	147,8	5.82	73,4	2.89	30,2	1.19		2 ¹ / ₄ 1 ¹³ / ₁₆

*Complete fittings are one-piece assemblies.

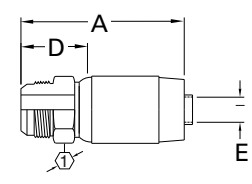
Spiral Single Skive Crimp Fittings



Male Pipe
FJ9781



SAE 37° (JIC) Swivel
FJ9782



SAE 37° (JIC) Male Flare
FJ9917

For use with hose:
FC254, FC273

Complete Fitting Part #	Component Part Numbers		Thd.	Hose Size	A		D		EØ		1	2
	Nipple Assy. Part #	Socket Part #			mm	in	mm	in	mm	in		
Male pipe												
FJ9781-0812S	*	*	1/2-14	-12	99,6	3.92	40,9	1.61	15,5	.61		1 1/16
FJ9781-1212S	*	*	3/4-14	-12	101,1	3.98	42,4	1.67	15,5	.61		1 1/16
FJ9781-1612S	*	*	1-11 1/2	-12	107,7	4.24	49,0	1.93	15,5	.61		1 3/8
FJ9781-1216S	*	*	3/4-14	-16	108,2	4.26	43,2	1.70	19,8	.78		1 1/4
FJ9781-1616S	*	*	1-11 1/2	-16	113,5	4.47	48,3	1.90	19,8	.78		1 3/8
FJ9781-2016S	*	*	1 1/4-11 1/2	-16	117,1	4.61	51,8	2.04	19,8	.78		1 11/16
SAE 37° (JIC) swivel												
FJ9782-1212S	*	*	1 1/16-12	-12	100,1	3.94	47,2	1.86	15,5	.61	1 1/4	1 1/16
FJ9782-1612S	*	*	1 5/16-12	-12	111,0	4.37	52,3	2.06	15,5	.61	1 1/2	1 1/4
FJ9782-1616S	*	*	1 5/16-12	-16	114,5	4.51	53,1	2.09	19,8	.78	1 1/2	1 1/4
FJ9782-2016S	*	*	1 5/8-12	-16	123,7	4.87	58,4	2.30	19,8	.78	2	1 9/16
SAE 37° (JIC) male flare												
FJ9917-1212S	*	*	1 1/16-12	-12	103,9	4.09	45,2	1.78	15,5	.61		1 1/8
FJ9917-1612S	*	*	1 5/16-12	-12	106,9	4.21	48,3	1.90	15,5	.61		1 3/8
FJ9917-1616S	*	*	1 5/16-12	-16	114,0	4.49	49,0	1.93	19,8	.78		1 3/8
FJ9917-2016S	*	*	1 5/8-12	-16	116,8	4.60	51,6	2.03	19,8	.78		1 11/16

*Complete fittings are one-piece assemblies.

SPECIALTY & TRUCK HOSE

LOW & MEDIUM PRESSURE HOSE

HIGH PRESSURE HOSE

HOSE FITTINGS

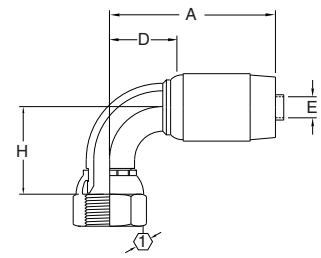
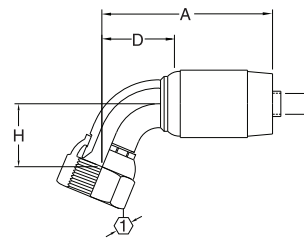
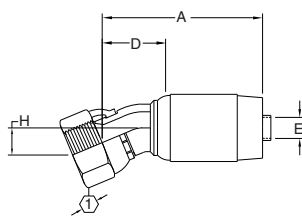
ADAPTERS & TUBE FITTINGS

ACCESSORIES & ASSEMBLY INSTRUCTIONS

HOSE ASSEMBLY EQUIPMENT

APPENDICES

Spiral Single Skive Crimp Fittings



For use with Hose:
FC254, FC273

SAE 37°
(JIC) swivel
FJ9797 22 1/2° Elbow
FJ9798 30° Elbow
FJ9799 45° Elbow

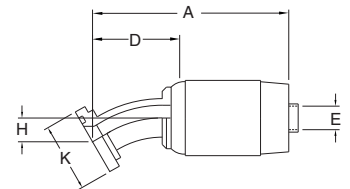
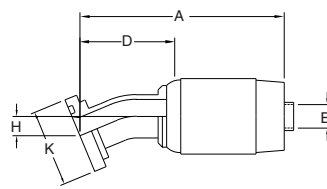
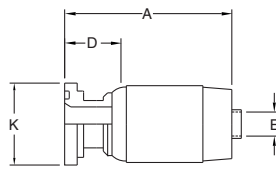
SAE 37°
(JIC) swivel
FJ9800 60° Elbow
FJ9801 67 1/2° Elbow

SAE 37°
(JIC) swivel
FJ9802 90° Elbow

Complete Fitting Part #	Component Part Numbers		Thd.	Hose Size	A		D		EØ		H		I
	Nipple Assy. Part #	Socket Part #			mm	in	mm	in	mm	in	mm	in	
22 1/2° Elbow													
FJ9797-1212S	*	*	1 1/16-12	-12	122,9	4.84	64,3	2.53	15,5	.61	13,2	.52	1 1/4
FJ9797-1616S	*	*	1 5/16-12	-16	173,7	6.84	83,3	3.28	19,8	.78	17,5	.69	1 1/2
30° Elbow													
FJ9798-1212S	*	*	1 1/16-12	-12	121,4	4.78	62,7	2.47	15,5	.61	17,5	.69	1 1/4
FJ9798-1616S	*	*	1 5/16-12	-16	150,1	5.91	84,8	3.34	19,8	.78	24,1	.95	1 1/2
45° Elbow													
FJ9799-1212S	*	*	1 1/16-12	-12	126,7	4.99	68,1	2.68	15,5	.61	29,5	1.16	1 1/4
FJ9799-1616S	*	*	1 5/16-12	-16	153,7	6.05	88,4	3.48	19,8	.78	38,9	1.53	1 1/2
60° Elbow													
FJ9800-1212S	*	*	1 1/16-12	-12	126,5	4.98	67,8	2.67	15,5	.61	40,6	1.60	1 1/4
FJ9800-1616S	*	*	1 5/16-12	-16	151,1	5.95	85,9	3.38	19,8	.78	52,8	2.08	1 1/2
67 1/2° Elbow													
FJ9801-1212S	*	*	1 1/16-12	-12	124,5	4.90	65,8	2.59	15,5	.61	45,7	1.80	1 1/4
FJ9801-1616S	*	*	1 5/16-12	-16	149,6	5.89	84,3	3.32	19,8	.78	59,9	2.36	1 1/2
90° Elbow													
FJ9802-1212S	*	*	1 1/16-12	-12	115,6	4.55	56,9	2.24	15,5	.61	59,7	2.35	1 1/4
FJ9802-1616S	*	*	1 5/16-12	-16	136,9	5.39	71,6	2.82	19,8	.78	77,2	3.04	1 1/2

*Complete fittings are one-piece assemblies.

Spiral Single Skive Crimp Fittings



For use with Hose:
FC254, FC273

Straight Split Flange
FJ9783 Code 61
FJ9784 Code 62

22¹/₂° Elbow Split Flange
FJ9785 Code 61
FJ9786 Code 62

30° Elbow Split Flange
FJ9787 Code 61
FJ9788 Code 62

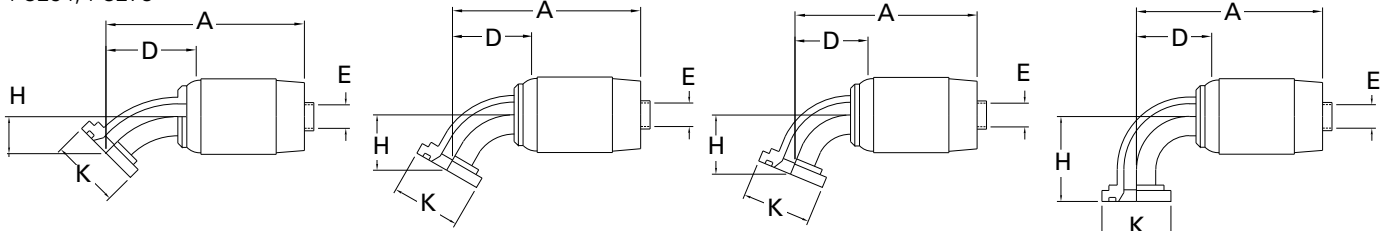
Complete Fitting Part #	Component Part Numbers		Flange Head Dia. K Ø		Hose Size	A		D		EØ		H	
	Nipple Assy. Part #	Socket Part #	mm	in		mm	in	mm	in	mm	in	mm	in
Straight Split Flange - Code 61(SAEJ518)													
FJ9783-1212S	*	*	38,1	1.50	-12	125,0	4.92	66,3	2.61	15,5	.61		
FJ9783-1612S	*	*	44,5	1.75	-12	125,0	4.92	66,3	2.61	15,5	.61		
FJ9783-1616S	*	*	44,5	1.75	-16	145,8	5.74	80,8	3.18	19,8	.78		
FJ9783-2016S	*	*	50,8	2.00	-16	145,8	5.74	80,8	3.18	19,8	.78		
Straight Split Flange - Code 62(SAEJ518)													
FJ9784-1212S	*	*	41,1	1.62	-12	125,0	4.92	66,3	2.61	15,5	.61		
FJ9784-1612S	*	*	47,8	1.88	-12	125,0	4.92	66,3	2.61	15,5	.61		
FJ9784-1616S	*	*	47,8	1.88	-16	145,8	5.74	80,8	3.18	19,8	.78		
FJ9784-2016S	*	*	53,8	2.12	-16	145,8	5.74	80,8	3.18	19,8	.78		
22¹/₂° Elbow Split Flange - Code 61(SAEJ518)													
FJ9785-1212S	*	*	38,1	1.50	-12	117,9	4.64	59,2	2.33	15,5	.61	11,2	.44
FJ9785-1612S	*	*	44,5	1.75	-12	117,9	4.64	59,2	2.33	15,5	.61	11,2	.44
FJ9785-1616S	*	*	44,5	1.75	-16	132,8	5.23	67,6	2.66	19,8	.78	11,2	.44
FJ9785-2016S	*	*	50,8	2.00	-16	132,8	5.23	67,6	2.66	19,8	.78	11,2	.44
22¹/₂° Elbow Split Flange - Code 62(SAEJ518)													
FJ9786-1212S	*	*	41,1	1.62	-12	117,9	4.64	59,2	2.33	15,5	.61	11,2	.44
FJ9786-1612S	*	*	47,8	1.88	-12	117,9	4.64	59,2	2.33	15,5	.61	11,2	.44
FJ9786-1616S	*	*	47,8	1.88	-16	132,8	5.23	67,6	2.66	19,8	.78	11,2	.44
FJ9786-2016S	*	*	53,8	2.12	-16	132,8	5.23	67,6	2.66	19,8	.78	11,2	.44
30° Elbow Split Flange - Code 61(SAEJ518)													
FJ9787-1212S	*	*	38,1	1.50	-12	116,3	4.58	57,9	2.28	15,5	.61	14,7	.58
FJ9787-1612S	*	*	44,5	1.75	-12	116,3	4.58	57,9	2.28	15,5	.61	14,7	.58
FJ9787-1616S	*	*	44,5	1.75	-16	135,4	5.33	70,1	2.76	19,8	.78	15,7	.62
FJ9787-2016S	*	*	50,8	2.00	-16	135,4	5.33	70,1	2.76	19,8	.78	15,7	.62
30° Elbow Split Flange - Code 62(SAEJ518)													
FJ9788-1212S	*	*	41,1	1.62	-12	116,3	4.58	57,9	2.28	15,5	.61	14,7	.58
FJ9788-1612S	*	*	47,8	1.88	-12	116,3	4.58	57,9	2.28	15,5	.61	14,7	.58
FJ9788-1616S	*	*	47,8	1.88	-16	135,4	5.33	70,1	2.76	19,8	.78	15,7	.62
FJ9788-2016S	*	*	53,8	2.12	-16	135,4	5.33	70,1	2.76	19,8	.78	15,7	.62

Note: For flanges, split flange halves, kits and o-rings, see pages 190-194

SPECIALTY & TRUCK HOSE
LOW & MEDIUM PRESSURE HOSE
HIGH PRESSURE HOSE
HOSE FITTINGS
ADAPTERS & TUBE FITTINGS
ACCESSORIES & ASSEMBLY INSTRUCTIONS
HOSE ASSEMBLY EQUIPMENT
APPENDICES

Spiral Single Skive Crimp Fittings

For use with Hose:
FC254, FC273



45° Elbow Split Flange

FJ9789 Code 61
FJ9790 Code 62

60° Elbow Split Flange

FJ9791 Code 61
FJ9792 Code 62

67 1/2° Elbow Split Flange

FJ9793 Code 61
FJ9794 Code 62

90° Elbow Split Flange

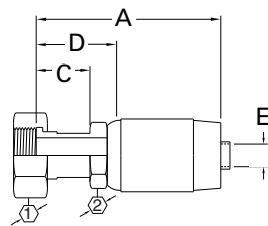
FJ9795 Code 61
FJ9796 Code 62

Complete Fitting Part #	Component Part Numbers		Flange Head Dia. K Ø	Hose Size	A		D		EØ		H	
	Nipple Assy. Part #	Socket Part #			mm	in	mm	in	mm	in	mm	in
45° Elbow split flange - Code 61 (SAEJ518)												
FJ9789-1212S	*	*	38,1 1.50	-12	122,9	4.84	64,3	2.53	15,5	.61	25,4	1.00
FJ9789-1612S	*	*	44,5 1.75	-12	122,9	4.84	64,3	2.53	15,5	.61	25,4	1.00
FJ9789-1616S	*	*	44,5 1.75	-16	141,7	5.58	76,5	3.01	19,8	.78	26,9	1.06
FJ9789-2016S	*	*	50,8 2.00	-16	141,7	5.58	76,5	3.01	19,8	.78	26,9	1.06
45° Elbow split flange - Code 62 (SAEJ518)												
FJ9790-1212S	*	*	41,1 1.62	-12	122,9	4.84	64,3	2.53	15,5	.61	25,4	1.00
FJ9790-1612S	*	*	47,8 1.88	-12	122,9	4.84	64,3	2.53	15,5	.61	25,4	1.00
FJ9790-1616S	*	*	47,8 1.88	-16	141,7	5.58	76,5	3.01	19,8	.78	26,9	1.06
FJ9790-2016S	*	*	53,8 2.12	-16	141,7	5.58	76,5	3.01	19,8	.78	26,9	1.06
60° Elbow split flange - Code 61 (SAEJ518)												
FJ9791-1212S	*	*	38,1 1.50	-12	123,7	4.87	65,0	2.56	15,5	.61	35,8	1.41
FJ9791-1612S	*	*	44,5 1.75	-12	123,7	4.87	65,0	2.56	15,5	.61	35,8	1.41
FJ9791-1616S	*	*	44,5 1.75	-16	142,5	5.61	77,5	3.05	19,8	.78	38,1	1.50
FJ9791-2016S	*	*	50,8 2.00	-16	142,5	5.61	77,5	3.05	19,8	.78	38,1	1.50
60° Elbow split flange - Code 62 (SAEJ518)												
FJ9792-1212S	*	*	41,1 1.62	-12	123,7	4.87	65,0	2.56	15,5	.61	35,8	1.41
FJ9792-1612S	*	*	47,8 1.88	-12	123,7	4.87	65,0	2.56	15,5	.61	35,8	1.41
FJ9792-1616S	*	*	47,8 1.88	-16	142,5	5.61	77,5	3.05	19,8	.78	38,1	1.50
FJ9792-2016S	*	*	53,8 2.12	-16	142,5	5.61	77,5	3.05	19,8	.78	38,1	1.50
67 1/2° Elbow split flange - Code 61 (SAEJ518)												
FJ9793-1212S	*	*	38,1 1.50	-12	122,4	4.82	63,8	2.51	15,5	.61	40,6	1.60
FJ9793-1612S	*	*	44,5 1.75	-12	122,4	4.82	63,8	2.51	15,5	.61	40,6	1.60
FJ9793-1616S	*	*	44,5 1.75	-16	143,0	5.63	78,0	3.07	19,8	.78	44,5	1.75
FJ9793-2016S	*	*	50,8 2.00	-16	143,0	5.63	78,0	3.07	19,8	.78	44,5	1.75
67 1/2° Elbow split flange - Code 62 (SAEJ518)												
FJ9794-1212S	*	*	41,1 1.62	-12	122,4	4.82	63,8	2.51	15,5	.61	40,6	1.60
FJ9794-1612S	*	*	47,8 1.88	-12	122,4	4.82	63,8	2.51	15,5	.61	40,6	1.60
FJ9794-1616S	*	*	47,8 1.88	-16	143,0	5.63	78,0	3.07	19,8	.78	44,5	1.75
FJ9794-2016S	*	*	53,8 2.12	-16	143,0	5.63	78,0	3.07	19,8	.78	44,5	1.75
90° Elbow split flange - Code 61 (SAEJ518)												
FJ9795-1212S	*	*	38,1 1.50	-12	115,6	4.55	56,9	2.24	15,5	.61	54,1	2.13
FJ9795-1612S	*	*	44,5 1.75	-12	115,6	4.55	56,9	2.24	15,5	.61	54,1	2.13
FJ9795-1616S	*	*	44,5 1.75	-16	136,9	5.39	71,6	2.82	19,8	.78	60,5	2.38
FJ9795-2016S	*	*	50,8 2.00	-16	136,9	5.39	71,6	2.82	19,8	.78	60,5	2.38
90° Elbow split flange - Code 62 (SAEJ518)												
FJ9796-1212S	*	*	41,1 1.62	-12	115,6	4.55	56,9	2.24	15,5	.61	54,1	2.13
FJ9796-1612S	*	*	47,8 1.88	-12	115,6	4.55	56,9	2.24	15,5	.61	54,1	2.13
FJ9796-1616S	*	*	47,8 1.88	-16	136,9	5.39	71,6	2.82	19,8	.78	60,5	2.38
FJ9796-2016S	*	*	53,8 2.12	-16	136,9	5.39	71,6	2.82	19,8	.78	60,5	2.38

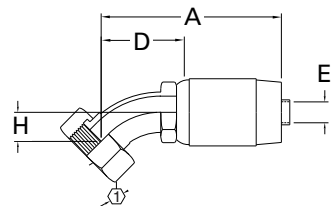
Note: For flanges, split flange halves, kits and o-rings, see pages 190-195.

Spiral Single Skive Crimp Fittings

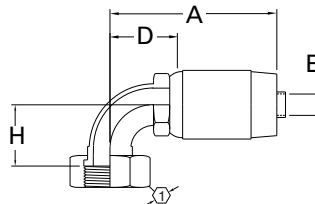
For use with Hose:
FC254, FC273



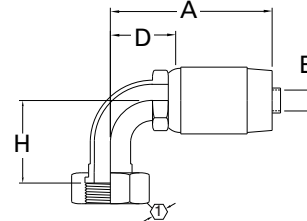
ORS Swivel Straight
FJ9900



ORS Swivel 45° Elbow
FJ9901



ORS Swivel 90° Elbow (short)
FJ9902



ORS Swivel 90° Elbow (long)
FJ9903

Complete Fitting Part #	Component Part Numbers		Thd.	Hose Size	A		C		D		EØ		H		①	②
	Nipple Assy. Part #	Socket Part #			mm	in	mm	in	mm	in	mm	in	mm	in		
Straight																
FJ9900-1212S	*	*	1 ³ / ₁₆ -12	-12	106,2	4.18	27,2	1.07	47,5	1.87	15,5	.61			1 ³ / ₈	1 ¹ / ₈
FJ9900-1616S	*	*	1 ⁷ / ₁₆ -12	-16	121,2	4.77	29,0	1.14	55,9	2.20	19,8	.78			1 ⁵ / ₈	1 ³ / ₈
45° Elbow																
FJ9901-1212S	*	*	1 ³ / ₁₆ -12	-12	118,4	4.66			59,7	2.35	15,5	.61	21,1	.83	1 ³ / ₈	
FJ9901-1616S	*	*	1 ⁷ / ₁₆ -12	-16	141,7	5.58			76,7	3.02	19,8	.78	23,9	.94	1 ⁵ / ₈	
90° Elbow (short)																
FJ9902-1212S	*	*	1 ³ / ₁₆ -12	-12	110,5	4.35			56,9	2.24	15,5	.61	47,8	1.88	1 ³ / ₈	
FJ9902-1616S	*	*	1 ⁷ / ₁₆ -12	-16	134,4	5.29			69,1	2.72	19,8	.78	56,1	2.21	1 ⁵ / ₈	
90° Elbow (long)																
FJ9903-1212S	*	*	1 ³ / ₁₆ -12	-12	115,6	4.55			56,9	2.24	15,5	.61	96,0	3.78	1 ³ / ₈	
FJ9903-1616S	*	*	1 ⁷ / ₁₆ -12	-16	136,9	5.39			71,6	2.82	19,8	.78	114,3	4.50	1 ⁵ / ₈	

Note: See pages 194, 195 for o-rings.

SPECIALTY & TRUCK HOSE

LOW & MEDIUM PRESSURE HOSE

HIGH PRESSURE HOSE

HOSE FITTINGS

ADAPTERS & TUBE FITTINGS

ACCESSORIES & ASSEMBLY INSTRUCTIONS

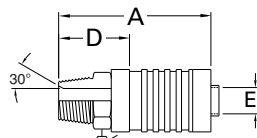
HOSE ASSEMBLY EQUIPMENT

APPENDICES

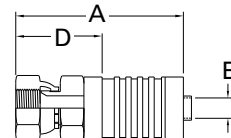
Internal Skive Crimp Fittings*

For use with Hose:

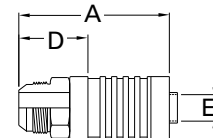
FC254, FC323, FC324 (-12, -16 only), FC736 (-16, -20 only), GH493 (-16 through -32 only)



Male Pipe
FC5258



SAE 37° (JIC) Swivel
FC5014



SAE 37° (JIC) Male Flare
FC5026

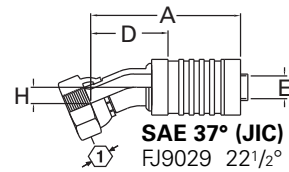
Complete Fitting Part #	Component Part Numbers Nipple Assy. Part #	Socket Part #	Thd.	Hose Size	A		D		EØ		1	2
					mm	in	mm	in	mm	in		
Male pipe												
FC5258-0608S	FC2710-0608S	FC2540-08S	3/8 -18	-08	74,5	3.09	32,8	1.29	9,1	.36		13/16
FC5258-0808S	FC2710-0808S	FC2540-08S	1/2 -14	-08	84,8	3.34	39,1	1.54	9,1	.36		7/8
FC5258-1212S	FC2710-1212S	FC2717-12S	3/4 -14	-12	90,4	3.56	36,6	1.44	15,5	.61		1 1/16
FC5258-1616S	FC2710-1616S	FC2540-16S	1 -11 1/2	-16	111,5	4.39	45,0	1.77	19,8	.78		1 3/8
FC5258-2016S	FC2710-2016S	FC2540-16S	1 1/4 -11 1/2	-16	113,8	4.48	47,2	1.86	19,8	.78		1 11/16
FC5258-2020S	FC2710-2020S	FC2540-20S	1 1/4 -11 1/2	-20	114,6	4.51	47,5	1.87	26,7	1.05		1 11/16
FC5258-2420S	FC2710-2420S	FC2540-20S	1 1/2 -11 1/2	-20	117,1	4.61	49,8	1.96	26,7	1.05		2
FC5258-2424S	FC2710-2424S	FC2540-24S	1 1/2 -11 1/2	-24	128,3	5.05	51,3	2.02	32,0	1.26		2
FC5258-3224S	FC2710-3224S	FC2540-24S	2 -11 1/2	-24	130,8	5.15	53,8	2.12	32,0	1.26		2 1/2
FC5258-3232S	FC2710-3232S	FC2540-32S	2 -11 1/2	-32	140,2	5.52	59,2	2.33	42,9	1.69		2 5/8

SAE 37° - (JIC) swivel

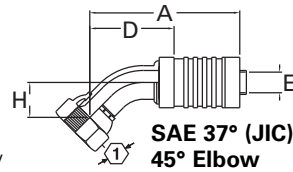
FC5014-0808S	FC4014-0808S	FC2540-08S	3/4 -16	-08	86,1	3.39	40,3	1.59	9,1	.36	15/16	13/16
FC5014-1212S	FC4014-1212S	FC2717-12S	1 1/16 -12	-12	96,7	3.81	43,8	1.70	15,5	.61	1 1/4	1 1/16
FC5014-1616S	FC4014-1616S	FC2540-16S	1 5/16 -12	-16	114,8	4.52	48,5	1.91	19,8	.78	1 1/2	1 1/4
FC5014-2020S	FC4014-2020S	FC2540-20S	1 5/8 -12	-20	121,2	4.77	53,8	2.12	26,7	1.05	2	1 9/16
FC5014-2420S	FC4014-2420S	FC2540-20S	1 7/8 -12	-20	126,5	4.98	59,2	2.33	26,7	1.05	2 1/4	1 13/16
FC5014-2424S	FC4014-2424S	FC2540-24S	1 7/8 -12	-24	137,9	5.43	60,9	2.40	32,0	1.26	2 1/4	1 13/16
FC5014-3232S	FC4014-3232S	FC2540-32S	2 1/2 -12	-32	139,7	5.50	58,6	2.31	42,9	1.69		2 7/8

SAE 37° - (JIC) male flare

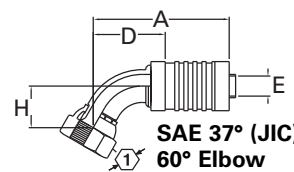
FC5026-1212S	FC2697-1212S	FC2717-12S	1 1/16 -12	-12	94,7	3.73	41,1	1.62	15,5	.61		1 1/8
FC5026-1616S	FC2697-1616S	FC2540-16S	1 5/16 -12	-16	110,7	4.36	44,5	1.75	19,8	.78		1 3/8
FC5026-2020S	FC2697-2020S	FC2540-20S	1 5/8 -12	-20	112,7	4.44	45,7	1.80	26,7	1.05		1 5/8
FC5026-2424S	FC2697-2424S	FC2540-24S	1 7/8 -12	-24	128,7	5.07	51,8	2.04	32,0	1.26		1 7/8



SAE 37° (JIC)
FJ9029 22 1/2° Elbow
FC5571 30° Elbow



SAE 37° (JIC)
45° Elbow
FC5562



SAE 37° (JIC)
60° Elbow
FJ9030

Complete Fitting Part #	Component Part Numbers Nipple Assy. Part #	Socket Part #	Thd.	Hose Size	A		D		EØ		H		1
					mm	in	mm	in	mm	in	mm	in	
22 1/2° - Elbow													
FJ9029-1212S	FJ8029-1212S	FC2717-12S	1 1/16 -12	-12	114,0	4.49	60,2	2.37	15,5	.61	13,2	.52	1 1/2
FJ9029-1616S	FJ8029-1616S	FC2540-16S	1 5/16 -12	-16	145,0	5.71	78,7	3.10	19,8	.78	17,5	.69	1 1/2
FJ9029-2020S	FJ8029-2020S	FC2540-20S	1 5/8 -12	-20	156,2	6.15	88,9	3.50	26,7	1.05	20,3	.80	2
FJ9029-2424S	FJ8029-2424S	FC2540-24S	1 7/8 -12	-24	185,1	7.29	108,2	4.26	32,0	1.26	24,1	.95	2 1/2

30° Elbow

FC5571-1212S	FC4571-1212S	FC2717-12S	1 1/16 -12	-12	112,2	4.42	58,6	2.31	15,5	.61	17,5	.69	1 1/2
FC5571-1616S	FC4571-1616S	FC2540-16S	1 5/16 -12	-16	146,8	5.78	80,2	3.16	19,8	.78	24,1	.95	1 1/2
FC5571-2020S	FC4571-2020S	FC2540-20S	1 5/8 -12	-20	159,5	6.28	92,2	3.63	26,7	1.05	28,2	1.11	2
FC5571-2424S	FC4571-2424S	FC2540-24S	1 7/8 -12	-24	186,9	7.36	110,2	4.34	32,0	1.26	32,8	1.29	2 1/2

45° Elbow

FC5562-1212S	FC4562-1212S	FC2717-12S	1 1/16 -12	-12	117,9	4.64	64,0	2.52	15,5	.61	29,5	1.16	1 1/2
FC5562-1616S	FC4562-1616S	FC2540-16S	1 5/16 -12	-16	150,4	5.92	83,8	3.30	19,8	.78	38,9	1.53	1 1/2
FC5562-2020S	FC4562-2020S	FC2540-20S	1 5/8 -12	-20	158,5	6.24	91,4	3.60	26,7	1.05	43,8	1.70	2
FC5562-2424S	FC4562-2424S	FC2540-24S	1 7/8 -12	-24	186,7	7.35	109,7	4.32	32,0	1.26	50,5	1.99	2 1/2

60° Elbow

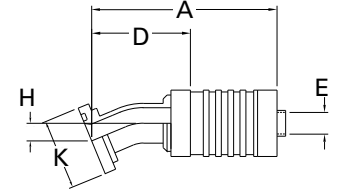
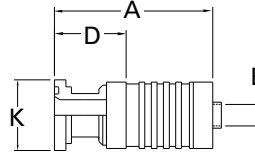
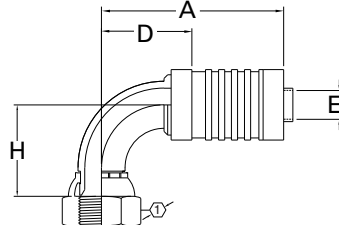
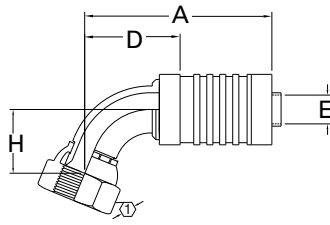
FJ9030-1212S	FJ8030-1212S	FC2717-12S	1 1/16 -12	-12	117,3	4.62	63,8	2.51	15,5	.61	40,6	1.60	1 1/2
FJ5026-1616S	FJ2697-1616S	FC2540-16S	1 5/16 -12	-16	147,8	5.82	81,3	3.20	19,8	.78	52,8	2.08	1 1/2
FJ5026-2020S	FJ2697-2020S	FC2540-20S	1 5/8 -12	-20	157,0	6.18	89,9	3.54	26,7	1.05	59,2	2.33	2
FJ5026-2424S	FJ2697-2424S	FC2540-24S	1 7/8 -12	-24	183,9	7.24	106,9	4.21	32,0	1.26	69,1	2.72	2 1/2

*Internal skive crimp fittings cannot be crimped on FT1244 machines, except as follows: FC5258-0608S, FC5258-0808S, and FC5014-0808S fittings can be crimped on FT1244 machines by using special equipment and procedures.

Internal Skive Crimp Fittings*

For use with Hose:

FC254, FC323, FC324 (-12, -16 only), FC736 (-16, -20 only), GH493 (-16 through -32 only)



SAE 37° (JIC) 67 1/2° Elbow
FJ9031

SAE 37° (JIC) 90 Elbow
FC5564

Straight Split Flange
FC5050 Code 61
FC5049 Code 62

22 1/2° Elbow Split Flange
FC5507 Code 61

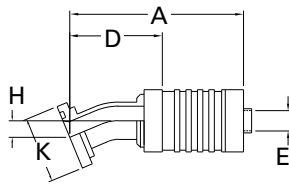
Complete Fitting Part #	Component Part Numbers		Flange Head Dia. K Ø	Hose Size	A		D		EØ		H		①	②
	Nipple Assy. Part #	Socket Part #			mm	in	mm	in	mm	in	mm	in		
67 1/2° Elbow														
FJ9031-1212S	FJ8031-1212S	FC2717-12S	1 1/16 -12	-12	115,6	4.55	61,7	2.43	15,5	.61	45,7	1.80		1 1/4
FJ9031-1616S	FJ8031-1616S	FC2540-16S	1 5/16 -12	-16	146,3	5.76	79,8	3.14	19,8	.78	59,9	2.36		1 1/2
FJ9031-2020S	FJ8031-2020S	FC2540-20S	1 5/8 -12	-20	153,9	6.06	86,6	3.41	26,7	1.05	66,5	2.62		2
FJ9031-2424S	FJ8031-2424S	FC2540-24S	1 7/8 -12	-24	169,4	6.67	92,5	3.64	32,0	1.26	70,1	2.76		2 1/4
90° Elbow														
FC5564-1212S	FC4564-1212S	FC2717-12S	1 1/16 -12	-12	106,7	4.20	52,8	2.08	15,5	.61	59,7	2.35		1 1/4
FC5564-1616S	FC4564-1616S	FC2540-16S	1 5/16 -12	-16	133,6	5.26	67,1	2.64	19,8	.78	77,2	3.04		1 1/2
FC5564-2020S	FC4564-2020S	FC2540-20S	1 5/8 -12	-20	140,7	5.54	73,7	2.90	26,7	1.05	86,4	3.40		2
FC5564-2424S	FC4564-2424S	FC2540-24S	1 7/8 -12	-24	164,6	6.48	87,9	3.46	32,0	1.26	100,3	3.95		2 1/4
Straight split flange — Code 61 (SAE J518)														
FC5050-1212S	FC4050-1212S	FC2717-12S	38,1 1.50	-12	115,8	4.56	62,0	2.44	15,5	.61				
FC5050-1616S	FC4050-1616S	FC2540-16S	44,5 1.75	-16	142,5	5.61	76,2	3.00	19,8	.78				
FC5050-2016S	FC4050-2016S	FC2540-16S	50,8 2.00	-16	142,5	5.61	76,2	3.00	19,8	.78				
FC5050-2416S	FC4050-2416S	FC2540-16S	60,5 2.38	-16	142,5	5.61	76,2	3.00	19,8	.78				
FC5050-2020S	FC4050-2020S	FC2540-20S	50,8 2.00	-20	144,3	5.68	77,0	3.03	26,7	1.05				
FC5050-2420S	FC4050-2420S	FC2540-20S	60,5 2.38	-20	144,3	5.68	77,0	3.03	26,7	1.05				
FC5050-3220S	FC4050-3220S	FC2540-20S	71,4 2.81	-20	144,3	5.68	77,0	3.03	26,7	1.05				
FC5050-2424S	FC4050-2424S	FC2540-24S	60,5 2.38	-24	173,5	6.83	96,5	3.80	32,0	1.26				
FC5050-3224S	FC4050-3224S	FC2540-24S	71,4 2.81	-24	173,5	6.83	96,5	3.80	32,0	1.26				
FC5050-3232S	FC4050-3232S	FC2540-32S	71,4 2.81	-32	202,7	7.98	121,9	4.80	42,9	1.69				
Straight split flange — Code 62 (SAE J518)														
FC5049-1212S	FC4049-1212S	FC2717-12S	41,1 1.62	-12	115,8	4.56	62,0	2.44	15,5	.61				
FC5049-1616S	FC4049-1616S	FC2540-16S	47,8 1.88	-16	142,5	5.61	76,2	3.00	19,8	.78				
FC5049-2016S	FC4049-2016S	FC2540-16S	53,8 2.12	-16	142,5	5.61	76,2	3.00	19,8	.78				
FC5049-2416S	FC4049-2416S	FC2540-16S	63,5 2.50	-16	142,5	5.61	76,2	3.00	19,8	.78				
FC5049-2020S	FC4049-2020S	FC2540-20S	53,8 2.12	-20	144,3	5.68	77,0	3.03	26,7	1.05				
FC5049-2420S	FC4049-2420S	FC2540-20S	63,5 2.50	-20	144,3	5.68	77,0	3.03	26,7	1.05				
FC5049-3220S	FC4049-3220S	FC2540-20S	79,2 3.12	-20	144,3	5.68	77,0	3.03	26,7	1.05				
FC5049-2424S	FC4049-2424S	FC2540-24S	63,5 2.50	-24	173,2	6.82	96,5	3.80	32,0	1.26				
FC5049-3224S	FC4049-3224S	FC2540-24S	79,2 3.12	-24	173,2	6.82	96,5	3.80	32,0	1.26				
FC5049-3232S	FC4049-3232S	FC2540-32S	79,2 3.12	-32	202,7	7.98	121,9	4.80	42,9	1.69				
22 1/2° Elbow split flange — Code 61 (SAE J518)														
FC5507-1616S	FC4507-1616S	FC2540-16S	44,5 1.75	-16	129,5	5.10	63,0	2.48	19,8	.78	11,2	.44		
FC5507-2016S	FC4507-2016S	FC2540-16S	50,8 2.00	-16	129,5	5.10	63,0	2.48	19,8	.78	11,2	.44		
FC5507-2020S	FC4507-2020S	FC2540-20S	50,8 2.00	-20	138,2	5.44	70,9	2.79	26,7	1.05	12,7	.50		
FC5507-2420S	FC4507-2420S	FC2540-20S	60,5 2.38	-20	137,7	5.42	70,6	2.78	26,7	1.05	12,7	.50		
FC5507-2424S	FC4507-2424S	FC2540-24S	60,5 2.38	-24	165,9	6.53	88,9	3.50	32,0	1.26	16,0	.63		
FC5507-3224S	FC4507-3224S	FC2540-24S	71,4 2.81	-24	165,9	6.53	88,9	3.50	32,0	1.26	16,0	.63		
FC5507-3232S	FC4507-3232S	FC2540-32S	71,4 2.81	-32	202,7	7.98	121,9	4.80	42,9	1.69	22,4	.88		

Note: For flanges, split flange halves, kits and o-rings, see pages 190-195.

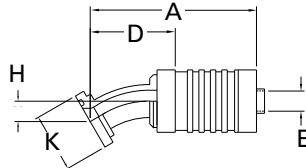
*Internal skive crimp fittings cannot be crimped on FT1244 machines, except as follows: FC5258-0608S, FC5258-0808S, and FC5014-0808S fittings can be crimped on FT1244 machines by using special equipment and procedures.

SPECIALTY & TRUCK HOSE
LOW & MEDIUM PRESSURE HOSE
HIGH PRESSURE HOSE
HOSE FITTINGS
ADAPTERS & TUBE FITTINGS
ACCESSORIES & ASSEMBLY INSTRUCTIONS
HOSE ASSEMBLY EQUIPMENT
APPENDICES

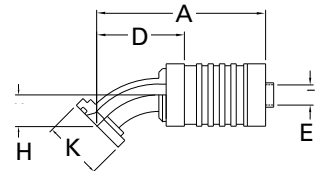
Internal Skive Crimp Fittings*



22 1/2° Elbow Split Flange
FC5374 Code 62



30° Elbow Split Flange
FC5612 Code 61
FC5387 Code 62



45° Elbow Split Flange
FC5052 Code 61
FC5051 Code 62

For use with Hose:

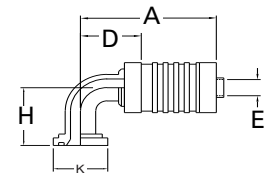
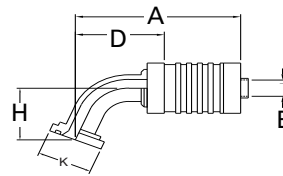
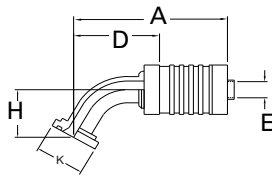
FC254, FC323, FC324 (-12, -16 only), FC736 (-16, -20 only), GH493 (-16 through -32 only)

Complete Fitting Part #	Component Part Numbers		Flange Head Dia. K Ø	Hose Size	A		D		EØ		H		
	Nipple Assy. Part #	Socket Part #			mm	in	mm	in	mm	in	mm	in	
22 1/2° Elbow split flange — Code 62 (SAE J518)													
FC5374-1212S	FC4374-1212S	FC2717-12S	41,1	1.62	-12	108,7	4.28	55,1	2.17	15,5	.61	11,2	.44
FC5374-1616S	FC4374-1616S	FC2540-16S	47,8	1.88	-16	129,5	5.10	63,0	2.48	19,8	.78	11,2	.44
FC5374-2016S	FC4374-2016S	FC2540-16S	53,8	2.12	-16	129,5	5.10	63,0	2.48	19,8	.78	11,2	.44
FC5374-2020S	FC4374-2020S	FC2540-20S	53,8	2.12	-20	138,2	5.44	70,9	2.79	26,7	1.05	12,7	.50
FC5374-2420S	FC4374-2420S	FC2540-20S	63,5	2.50	-20	138,2	5.44	70,9	2.79	26,7	1.05	12,7	.50
FC5374-2424S	FC4374-2424S	FC2540-24S	63,5	2.50	-24	165,9	6.53	88,9	3.50	32,0	1.26	16,0	.63
FC5374-3224S	FC4374-3224S	FC2540-24S	79,2	3.12	-24	165,9	6.53	88,9	3.50	32,0	1.26	16,0	.63
FC5374-3232S	FC4374-3232S	FC2540-32S	79,2	3.12	-32	202,7	7.98	121,9	4.80	42,9	1.69	22,4	.88
30° Elbow split flange — Code 61 (SAE J518)													
FC5612-1212S	FC4612-1212S	FC2717-12S	38,1	1.50	-12	107,4	4.23	53,8	2.12	15,5	.61	14,7	.58
FC5612-1616S	FC4612-1616S	FC2540-16S	44,5	1.75	-16	132,1	5.20	65,5	2.58	19,8	.78	15,7	.62
FC5612-2016S	FC4612-2016S	FC2540-16S	50,8	2.00	-16	132,1	5.20	65,5	2.58	19,8	.78	15,7	.62
FC5612-2020S	FC4612-2020S	FC2540-20S	50,8	2.00	-20	142,5	5.61	75,2	2.96	26,7	1.05	18,3	.72
FC5612-2420S	FC4612-2420S	FC2540-20S	60,5	2.38	-20	142,5	5.61	75,2	2.96	26,7	1.05	18,3	.72
FC5612-2424S	FC4612-2424S	FC2540-24S	60,5	2.38	-24	168,7	6.64	91,7	3.61	32,0	1.26	22,4	.88
FC5612-3224S	FC4612-3224S	FC2540-24S	71,4	2.81	-24	168,7	6.64	91,7	3.61	32,0	1.26	22,4	.88
FC5612-3232S	FC4612-3232S	FC2540-32S	71,4	2.81	-32	208,8	8.22	128,0	5.04	42,9	1.69	31,8	1.25
30° Elbow split flange — Code 62 (SAE J518)													
FC5387-1212S	FC4387-1212S	FC2717-12S	41,1	1.62	-12	107,4	4.23	53,8	2.12	15,5	.61	14,7	.58
FC5387-1616S	FC4387-1616S	FC2540-16S	47,8	1.88	-16	132,1	5.20	65,5	2.58	19,8	.78	15,7	.62
FC5387-2016S	FC4387-2016S	FC2540-16S	53,8	2.12	-16	132,1	5.20	65,5	2.58	19,8	.78	15,7	.62
FC5387-2020S	FC4387-2020S	FC2540-20S	53,8	2.12	-20	142,5	5.61	75,2	2.96	26,7	1.05	18,3	.72
FC5387-2420S	FC4387-2420S	FC2540-20S	63,5	2.50	-20	142,5	5.61	75,2	2.96	26,7	1.05	18,3	.72
FC5387-2424S	FC4387-2424S	FC2540-24S	63,5	2.50	-24	168,7	6.64	91,7	3.61	32,0	1.26	22,4	.88
FC5387-3224S	FC4387-3224S	FC2540-24S	79,2	3.12	-24	168,7	6.64	91,7	3.61	32,0	1.26	22,4	.88
FC5387-3232S	FC4387-3232S	FC2540-32S	79,2	3.12	-32	208,8	8.22	128,0	5.04	42,9	1.69	31,8	1.25
45° Elbow split flange — Code 61 (SAE J518)													
FC5052-1212S	FC4052-1212S	FC2717-12S	38,1	1.50	-12	113,8	4.48	60,2	2.37	15,5	.61	25,4	1.00
FC5052-1616S	FC4052-1616S	FC2540-16S	44,5	1.75	-16	138,2	5.44	71,9	2.83	19,8	.78	26,9	1.06
FC5052-2016S	FC4052-2016S	FC2540-16S	50,8	2.00	-16	138,2	5.44	71,9	2.83	19,8	.78	26,9	1.06
FC5052-2020S	FC4052-2020S	FC2540-20S	50,8	2.00	-20	144,8	5.70	77,5	3.05	26,7	1.05	29,2	1.15
FC5052-2420S	FC4052-2420S	FC2540-20S	60,5	2.38	-20	144,8	5.70	77,5	3.05	26,7	1.05	29,2	1.15
FC5052-2424S	FC4052-2424S	FC2540-24S	60,5	2.38	-24	171,7	6.76	95,0	3.74	32,0	1.26	35,8	1.41
FC5052-3224S	FC4052-3224S	FC2540-24S	71,4	2.81	-24	171,7	6.76	95,0	3.74	32,0	1.26	35,8	1.41
FC5052-3232S	FC4052-3232S	FC2540-32S	71,4	2.81	-32	213,1	8.39	132,1	5.20	42,9	1.69	50,8	2.00
45° Elbow split flange — Code 62 (SAE J518)													
FC5051-1212S	FC4051-1212S	FC2717-12S	41,1	1.62	-12	113,8	4.48	60,2	2.37	15,5	.61	25,4	1.00
FC5051-1616S	FC4051-1616S	FC2540-16S	47,8	1.88	-16	138,2	5.44	71,9	2.83	19,8	.78	26,9	1.06
FC5051-2016S	FC4051-2016S	FC2540-16S	53,8	2.12	-16	138,2	5.44	71,9	2.83	19,8	.78	26,9	1.06
FC5051-2020S	FC4051-2020S	FC2540-20S	53,8	2.12	-20	144,8	5.70	77,5	3.05	26,7	1.05	29,2	1.15
FC5051-2420S	FC4051-2420S	FC2540-20S	63,5	2.50	-20	144,8	5.70	77,5	3.05	26,7	1.05	29,2	1.15
FC5051-2424S	FC4051-2424S	FC2540-24S	63,5	2.50	-24	171,7	6.76	95,0	3.74	32,0	1.26	35,8	1.41
FC5051-3224S	FC4051-3224S	FC2540-24S	79,2	3.12	-24	171,7	6.76	95,0	3.74	32,0	1.26	35,8	1.41
FC5051-3232S	FC4051-3232S	FC2540-32S	79,2	3.12	-32	213,1	8.39	132,1	5.20	42,9	1.69	50,8	2.00

NOTE: For flanges, split flange halves, kits and o-rings, see pages 190-195.

*Internal skive crimp fittings cannot be crimped on FT1244 machines, except as follows: FC5258-0608S, FC5258-0808S and FC5014-0808S fittings can be crimped on FT1244 machines by using special equipment and procedures.

Internal Skive Crimp Fittings*



For use with Hose:

FC254, FC323, FC324 (-12, -16 only), FC736 (-16, -20 only), GH493 (-16 through -32 only)

60° Elbow Split Flange
FC5504 Code 61
FC5582 Code 62

67 1/2° Elbow Split Flange
FC5513 Code 61
FC5373 Code 62

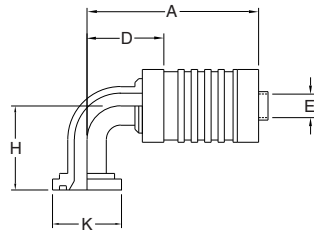
90° Elbow Split Flange
FC5054 Code 61

Complete Fitting Part #	Component Part Numbers		Flange Head Dia. K Ø	Hose Size	A		D		EØ		H		
	Nipple Assy. Part #	Socket Part #			mm	in	mm	in	mm	in	mm	in	
60° Elbow split flange — Code 61 (SAE J518)													
FC5504-1616S	FC4504-1616S	FC2540-16S	44,5	1.75	-16	134,4	5.29	72,9	2.87	19,3	.76	38,1	1.50
FC5504-2016S	FC4504-2016S	FC2540-16S	50,8	2.00	-16	134,4	5.29	72,9	2.87	19,3	.76	38,1	1.50
FC5504-2020S	FC4504-2020S	FC2540-20S	50,8	2.00	-20	142,5	5.61	80,0	3.15	23,9	.94	42,2	1.66
FC5504-2420S	FC4504-2420S	FC2540-20S	60,5	2.38	-20	142,5	5.61	80,0	3.15	23,9	.94	42,2	1.66
FC5504-2424S	FC4504-2424S	FC2540-24S	60,5	2.38	-24	168,7	6.64	96,5	3.80	28,4	1.12	50,8	2.00
FC5504-3224S	FC4504-3224S	FC2540-24S	71,4	2.81	-24	168,7	6.64	96,5	3.80	28,4	1.12	50,8	2.00
FC5504-3232S	FC4504-3232S	FC2540-32S	71,4	2.81	-32	213,1	8.39	136,1	5.36	41,1	1.62	73,2	2.88
60° Elbow split flange — Code 62 (SAE J518)													
FC5582-1616S	FC4582-1616S	FC2540-16S	47,8	1.88	-16	134,4	5.29	72,9	2.87	19,3	.76	38,1	1.50
FC5582-2016S	FC4582-2016S	FC2540-16S	53,8	2.12	-16	134,4	5.29	72,9	2.87	19,3	.76	38,1	1.50
FC5582-2020S	FC4582-2020S	FC2540-20S	53,8	2.12	-20	142,5	5.61	80,0	3.15	23,9	.94	42,2	1.66
FC5582-2420S	FC4582-2420S	FC2540-20S	63,5	2.50	-20	142,5	5.61	80,0	3.15	23,9	.94	42,2	1.66
FC5582-2424S	FC4582-2424S	FC2540-24S	63,5	2.50	-24	168,7	6.64	96,5	3.80	28,4	1.12	50,8	2.00
FC5582-3224S	FC4582-3224S	FC2540-24S	79,2	3.12	-24	168,7	6.64	96,5	3.80	28,4	1.12	50,8	2.00
FC5582-3232S	FC4582-3232S	FC2540-32S	79,2	3.12	-32	213,1	8.39	136,1	5.36	41,1	1.62	73,2	2.88
67 1/2° Elbow split flange — Code 61 (SAE J518)													
FC5513-1212S	FC4513-1212S	FC2717-12S	38,1	1.50	-12	108,5	4.27	59,7	2.35	14,2	.56	40,6	1.60
FC5513-1616S	FC4513-1616S	FC2540-16S	44,5	1.75	-16	135,1	5.32	73,4	2.89	19,3	.76	44,5	1.75
FC5513-2016S	FC4513-2016S	FC2540-16S	50,8	2.00	-16	135,1	5.32	73,4	2.89	19,3	.76	44,5	1.75
FC5513-2020S	FC4513-2020S	FC2540-20S	50,8	2.00	-20	141,7	5.58	79,2	3.12	23,9	.94	48,3	1.90
FC5513-2420S	FC4513-2420S	FC2540-20S	60,5	2.38	-20	141,7	5.58	79,2	3.12	23,9	.94	48,3	1.90
FC5513-2424S	FC4513-2424S	FC2540-24S	60,5	2.38	-24	156,7	6.17	84,6	3.33	28,4	1.12	50,8	2.00
FC5513-3224S	FC4513-3224S	FC2540-24S	71,4	2.81	-24	156,7	6.17	84,6	3.33	28,4	1.12	50,8	2.00
FC5513-3232S	FC4513-3232S	FC2540-32S	71,4	2.81	-32	210,1	8.27	133,1	5.24	41,1	1.62	82,6	3.25
67 1/2° Elbow split flange — Code 62 (SAE J518)													
FC5373-1212S	FC4373-1212S	FC2717-12S	41,1	1.62	-12	108,5	4.27	59,7	2.35	14,2	.56	40,6	1.60
FC5373-1616S	FC4373-1616S	FC2540-16S	47,8	1.88	-16	135,1	5.32	73,4	2.89	19,3	.76	44,5	1.75
FC5373-2016S	FC4373-2016S	FC2540-16S	53,8	2.12	-16	135,1	5.32	73,4	2.89	19,3	.76	44,5	1.75
FC5373-2020S	FC4373-2020S	FC2540-20S	53,8	2.12	-20	141,7	5.58	79,2	3.12	23,9	.94	48,3	1.90
FC5373-2420S	FC4373-2420S	FC2540-20S	63,5	2.50	-20	141,7	5.58	79,2	3.12	23,9	.94	48,3	1.90
FC5373-2424S	FC4373-2424S	FC2540-24S	63,5	2.50	-24	156,7	6.17	84,6	3.33	28,4	1.12	50,8	2.00
FC5373-3224S	FC4373-3224S	FC2540-24S	79,2	3.12	-24	156,7	6.17	84,6	3.33	28,4	1.12	50,8	2.00
FC5373-3232S	FC4373-3232S	FC2540-32S	79,2	3.12	-32	210,1	8.27	133,1	5.24	41,1	1.62	82,6	3.25
90° Elbow split flange — Code 61 (SAE J518)													
FC5054-1212S	FC4054-1212S	FC2717-12S	38,1	1.50	-12	101,9	4.01	52,8	2.08	14,2	.56	54,1	2.13
FC5054-1616S	FC4054-1616S	FC2540-16S	44,5	1.75	-16	128,7	5.07	67,3	2.65	19,3	.76	60,5	2.38
FC5054-2016S	FC4054-2016S	FC2540-16S	50,8	2.00	-16	128,7	5.07	67,3	2.65	19,3	.76	60,5	2.38
FC5054-2020S	FC4054-2020S	FC2540-20S	50,8	2.00	-20	136,1	5.36	73,7	2.90	23,9	.94	66,8	2.63
FC5054-2420S	FC4054-2420S	FC2540-20S	60,5	2.38	-20	136,1	5.36	73,7	2.90	23,9	.94	66,8	2.63
FC5054-2424S	FC4054-2424S	FC2540-24S	60,5	2.38	-24	160,0	6.30	87,9	3.46	28,4	1.12	79,5	3.13
FC5054-3224S	FC4054-3224S	FC2540-24S	71,4	2.81	-24	160,0	6.30	87,9	3.46	28,4	1.12	79,5	3.13
FC5054-3232S	FC4054-3232S	FC2540-32S	71,4	2.81	-32	200,9	7.91	124,0	4.88	41,1	1.62	114,3	4.50

NOTE: For flanges, split flange halves, kits and o-rings, see pages 190-195.

*Internal skive crimp fittings cannot be crimped on FT1244 machines, except as follows: FC5258-0608S, FC5258-0808S and FC5014-0808S fittings can be crimped on FT1244 machines by using special equipment and procedures.

Internal Skive Crimp Fittings*



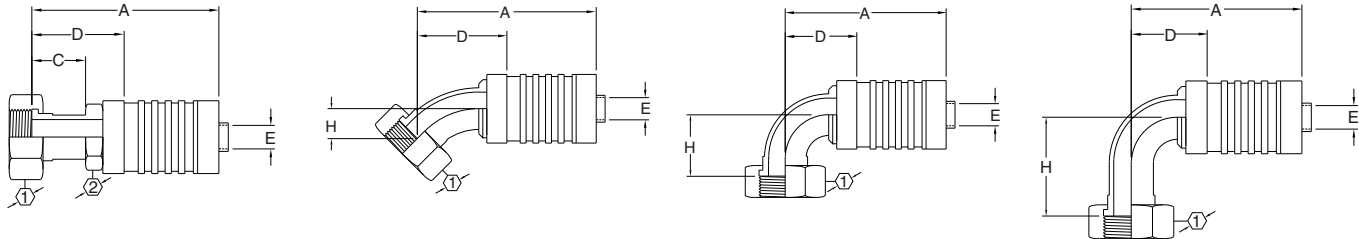
For use with Hose:

FC254, FC323, FC324 (-12, -16 only), FC736 (-16, -20 only), GH493 (-16 through -32 only)

90° Elbow Split Flange
FC5053 Code 62

Complete Fitting Part #	Component Nipple Assy. Part #	Part Numbers Socket Part #	Flange Head Dia. K Ø		Hose Size	A		D		EØ		H	
			mm	in		mm	in	mm	in	mm	in	mm	in
90° Elbow split flange — Code 62 (SAE J518)													
FC5053-1212S	FC4053-1212S	FC2717-12S	41,1	1.62	-12	101,9	4.01	52,8	2.08	14,2	.56	54,1	2.13
FC5053-1616S	FC4053-1616S	FC2540-16S	47,8	1.88	-16	128,7	5.07	67,3	2.65	19,3	.76	60,5	2.38
FC5053-2016S	FC4053-2016S	FC2540-16S	53,8	2.12	-16	128,7	5.07	67,3	2.65	19,3	.76	60,5	2.38
FC5053-2020S	FC4053-2020S	FC2540-20S	53,8	2.12	-20	136,1	5.36	73,7	2.90	23,9	.94	66,8	2.63
FC5053-2420S	FC4053-2420S	FC2540-20S	63,5	2.50	-20	136,1	5.36	73,7	2.90	23,9	.94	66,8	2.63
FC5053-2424S	FC4053-2424S	FC2540-24S	63,5	2.50	-24	160,0	6.30	87,9	3.46	28,4	1.12	79,5	3.13
FC5053-3224S	FC4053-3224S	FC2540-24S	79,2	3.12	-24	160,0	6.30	87,9	3.46	28,4	1.12	79,5	3.13
FC5053-3232S	FC4053-3232S	FC2540-32S	79,2	3.12	-32	200,9	7.91	124,0	4.88	41,1	1.62	114,3	4.50

Note: For flanges, split flange halves, kits and o-rings, see pages 190-195.



ORS Swivel Straight
FJ9608

ORS Swivel 45° Elbow
FJ9611

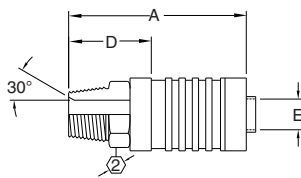
ORS Swivel 90° Elbow (short)
FJ9614

ORS Swivel 90° Elbow (long)
FJ9717

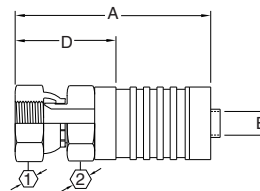
Complete Fitting Part #	Component Nipple Assy. Part #	Part Numbers Socket Part #	Thd.	Hose Size	A		C	D		EØ		H		①	②
					mm	in		mm	in	mm	in	mm	in		
Straight															
FJ9608-1212S	FJ8608-1212S	FC2717-12S	1 ³ / ₁₆ - 12	-12	97,0	3.82	27,2	1.07	43,8	1.70	15,5	.61		1 ³ / ₈	1 ¹ / ₈
FJ9608-1616S	FJ8608-1616S	FC2540-16S	1 ⁷ / ₁₆ - 12	-16	117,9	4.64	29,0	1.14	51,6	2.03	19,8	.78		1 ⁵ / ₈	1 ³ / ₈
FJ9608-2020S	FJ8608-2020S	FC2540-20S	1 ¹¹ / ₁₆ - 12	-20	118,9	4.68	28,7	1.13	51,6	2.03	26,7	1.05		1 ⁷ / ₈	1 ⁵ / ₈
FJ9608-2424S	FJ8608-2424S	FC2540-24S	2 - 12	-24	130,0	5.12	25,4	1.00	53,1	2.09	32,0	1.26		2 ¹ / ₄	2
45° Elbow															
FJ9611-1212S	FJ8611-1212S	FC2717-12S	1 ³ / ₁₆ - 12	-12	109,2	4.30			55,6	2.19	14,2	.56	14,2	.56	1 ³ / ₈
FJ9611-1616S	FJ8611-1616S	FC2540-16S	1 ⁷ / ₁₆ - 12	-16	138,4	5.45			72,1	2.84	19,3	.76	19,3	.76	1 ⁵ / ₈
FJ9611-2020S	FJ8611-2020S	FC2540-20S	1 ¹¹ / ₁₆ - 12	-20	137,2	5.40			69,9	2.75	25,7	1.01	25,7	1.01	1 ⁷ / ₈
FJ9611-2424S	FJ8611-2424S	FC2540-24S	2 - 12	-24	162,3	6.39			85,3	3.36	27,2	1.07	27,2	1.07	2 ¹ / ₄
90° Elbow (short)															
FJ9614-1212S	FJ8614-1212S	FC2717-12S	1 ³ / ₁₆ - 12	-12	106,7	4.20			52,8	2.08	14,2	.56	47,8	1.88	1 ³ / ₈
FJ9614-1616S	FJ8614-1616S	FC2540-16S	1 ⁷ / ₁₆ - 12	-16	131,1	5.16			64,5	2.54	19,3	.76	56,1	2.21	1 ⁵ / ₈
FJ9614-2020S	FJ8614-2020S	FC2540-20S	1 ¹¹ / ₁₆ - 12	-20	139,2	5.48			72,1	2.84	25,7	1.01	63,8	2.51	1 ⁷ / ₈
FJ9614-2424S	FJ8614-2424S	FC2540-24S	2 - 12	-24	164,6	6.48			87,9	3.46	30,2	1.19	68,6	2.70	2 ¹ / ₄
90° Elbow (long)															
FJ9717-1212S	FJ8717-1212S	FC2717-12S	1 ³ / ₁₆ - 12	-12	106,7	4.20			52,8	2.08	14,2	.56	47,8	1.88	1 ³ / ₈
FJ9717-1616S	FJ8717-1616S	FC2540-16S	1 ⁷ / ₁₆ - 12	-16	133,6	5.26			64,5	2.54	19,3	.76	56,1	2.21	1 ⁵ / ₈
FJ9717-2020S	FJ8717-2020S	FC2540-20S	1 ¹¹ / ₁₆ - 12	-20	140,7	5.54			73,7	2.90	25,7	1.01	63,8	2.51	1 ⁷ / ₈
FJ9717-2424S	FJ8717-2424S	FC2540-24S	2 - 12	-24	164,6	6.48			87,9	3.46	27,2	1.07	68,6	2.70	2 ¹ / ₄

*Internal skive crimp fittings cannot be crimped on FT1244 machines, except as follows: FC5258-0608S, FC5258-0808S, and FC5014-0808S fittings can be crimped on FT1244 machines by using special equipment and procedures.

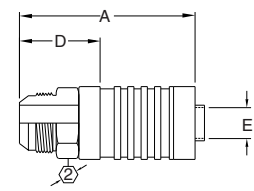
Internal Skive Crimp Fittings*



Male Pipe
FC5322



SAE 37° (JIC) Swivel
FC5321



SAE 37° (JIC) Male Flare
FC5323

For use with Hose:

FC273, FC325

Complete Fitting Part #	Component Part Numbers		Thd.	Hose Size	A		D		EØ		①	②
	Nipple Assy. Part #	Socket Part #			mm	in	mm	in	mm	in		
Male pipe												
FC5322-1212S	FC2710-1212S	FC2717-12S	3/4 - 14	-12	90,4	3.56	36,6	1.44	15,5	.61		1 1/16
FC5322-1616S	FC2710-1616S	FC2540-16S	1 - 11 1/2	-16	111,5	4.39	45,0	1.77	19,8	.78		1 3/8
FC5322-2020S	FC2710-2020S	FC2717-20S	1 1/4 - 11 1/2	-20	114,6	4.51	47,5	1.87	26,7	1.05		1 5/8
FC5322-2424S	FC2710-2424S	FC2717-24S	1 1/2 - 11 1/2	-24	128,7	5.07	51,3	2.02	32,0	1.26		2
FC5322-3232S	FC2710-3232S	FC2717-32S	2 - 11 1/2	-32	136,1	5.36	59,2	2.33	42,9	1.69		2 5/8
SAE 37° (JIC) swivel												
FC5321-1212S	FC4014-1212S	FC2717-12S	1 1/16 - 12	-12	96,7	3.81	43,8	1.70	15,5	.61	1 1/4	1 1/16
FC5321-1616S	FC4014-1616S	FC2540-16S	1 5/16 - 12	-16	114,8	4.52	48,5	1.91	19,8	.78	1 1/2	1 1/4
FC5321-2020S	FC4014-2020S	FC2717-20S	1 5/8 - 12	-20	121,2	4.77	53,8	2.12	26,7	1.05	2	1 1/2
FC5321-2420S	FC4014-2020S	FC2717-20S	1 7/8 - 12	-20	126,5	4.98	59,2	2.33	26,7	1.05	2 1/4	1 13/16
FC5321-2424S	FC4014-2424S	FC2717-24S	1 7/8 - 12	-24	138,4	5.45	60,9	2.40	32,0	1.26	2 1/4	1 13/16
FC5321-3232S	FC4014-3232S	FC2717-32S	2 1/2 - 12	-32	135,6	5.34	58,6	2.31	42,9	1.69	2 7/8	
SAE 37° (JIC) male flare												
FC5323-1212S	FC2697-1212S	FC2717-12S	1 1/16 - 12	-12	94,7	3.73	41,1	1.62	15,5	.61		1 1/8
FC5323-1616S	FC2697-1616S	FC2540-16S	1 5/16 - 12	-16	110,7	4.36	44,5	1.75	19,8	.78		1 3/8
FC5323-2020S	FC2697-2020S	FC2717-20S	1 5/8 - 12	-20	112,7	4.44	45,7	1.80	26,7	1.05		1 5/8
FC5323-2424S	FC2697-2424S	FC2717-24S	1 7/8 - 12	-24	129,3	5.09	51,8	2.04	32,0	1.26		1 7/8

*Internal skive crimp fittings cannot be crimped on FT1244 machines, except as follows: FC5258-0608S, FC5258-0808S, and FC5014-0808S fittings can be crimped on FT1244 machines by using special equipment and procedures.

SPECIALTY & TRUCK HOSE

LOW & MEDIUM PRESSURE HOSE

HIGH PRESSURE HOSE

HOSE FITTINGS

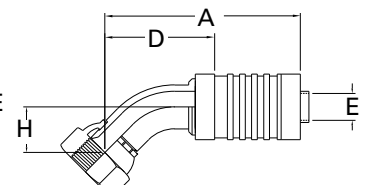
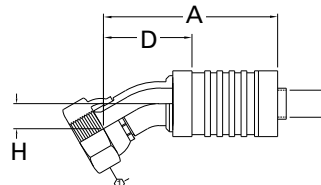
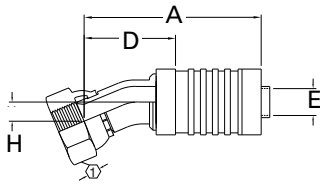
ADAPTERS & TUBE FITTINGS

ACCESSORIES & ASSEMBLY INSTRUCTIONS

HOSE ASSEMBLY EQUIPMENT

APPENDICES

Internal Skive Crimp Fittings*



For use with Hose:

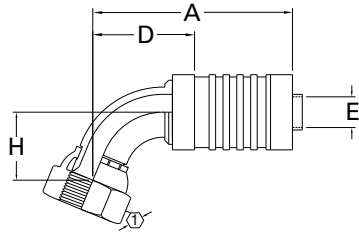
FC273, FC325

SAE 37° (JIC) 22¹/₂° Elbow
FJ9035

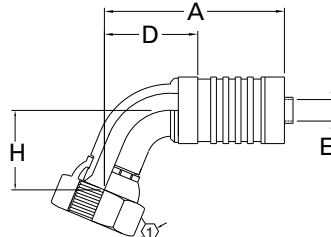
SAE 37° (JIC) 30° Elbow
FJ9036

SAE 37° (JIC) 45° Elbow
FC5560

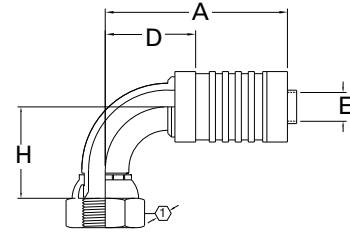
Complete Fitting Part #	Component Part Numbers		Thd.	Hose Size	A		D		EØ		H		1
	Nipple Assy. Part #	Socket Part #			mm	in	mm	in	mm	in	mm	in	
22¹/₂° Elbow													
FJ9035-1212S	FJ8029-1212S	FC2717-12S	1 ¹ / ₁₆ -12	-12	114,0	4.49	60,2	2.37	15,5	.61	13,2	.52	1 ¹ / ₄
FJ9035-1616S	FJ8029-1616S	FC2540-16S	1 ⁵ / ₁₆ -12	-16	145,0	5.71	78,7	3.10	19,8	.78	17,5	.69	1 ¹ / ₂
FJ9035-2020S	FJ8029-2020S	FC2717-20S	1 ⁵ / ₈ -12	-20	156,2	6.15	88,9	3.50	26,7	1.05	20,3	.80	2
FJ9035-2424S	FJ8029-2424S	FC2717-24S	1 ⁷ / ₈ -12	-24	185,7	7.31	108,2	4.26	32,0	1.26	24,1	.95	2 ¹ / ₄
37° Elbow													
FJ9036-1212S	FC4571-1212S	FC2717-12S	1 ¹ / ₁₆ -12	-12	114,3	4.50	58,6	2.31	15,5	.61	17,5	.69	1 ¹ / ₄
FJ9036-1616S	FC4571-1616S	FC2540-16S	1 ⁵ / ₁₆ -12	-16	146,8	5.78	80,2	3.16	19,8	.78	24,1	.95	1 ¹ / ₂
FJ9036-2020S	FC4571-2020S	FC2717-20S	1 ⁵ / ₈ -12	-20	159,5	6.28	92,2	3.63	26,7	1.05	28,2	1.11	2
FJ9036-2424S	FC4571-2424S	FC2717-24S	1 ⁷ / ₈ -12	-24	187,7	7.39	110,2	4.34	32,0	1.26	32,8	1.29	2 ¹ / ₄
45° Elbow													
FC5560-1212S	FC4562-1212S	FC2717-12S	1 ¹ / ₁₆ -12	-12	117,9	4.64	64,0	2.52	15,5	.61	29,5	1.16	1 ¹ / ₄
FC5560-1616S	FC4562-1616S	FC2540-16S	1 ⁵ / ₁₆ -12	-16	150,4	5.92	83,8	3.30	19,8	.78	38,9	1.53	1 ¹ / ₂
FC5560-2020S	FC4562-2020S	FC2717-20S	1 ⁵ / ₈ -12	-20	158,5	6.24	91,4	3.60	26,7	1.05	43,8	1.70	2
FC5560-2424S	FC4562-2424S	FC2717-24S	1 ⁷ / ₈ -12	-24	187,2	7.37	109,7	4.32	32,0	1.26	50,5	1.99	2 ¹ / ₄



SAE 37° (JIC) 60° Elbow
FJ9037



SAE 37° (JIC) 67¹/₂° Elbow
FJ9038

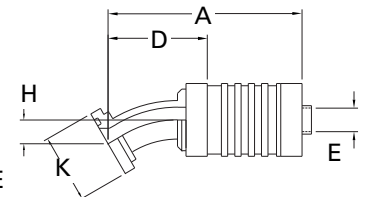
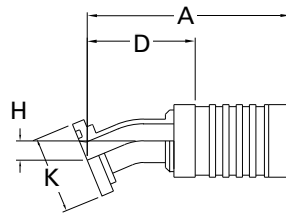
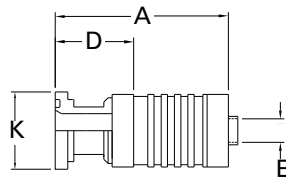


SAE 37° (JIC) 90° Elbow
FC5503

Complete Fitting Part #	Component Part Numbers		Thd.	Hose Size	A		D		EØ		H		1
	Nipple Assy. Part #	Socket Part #			mm	in	mm	in	mm	in	mm	in	
60° Elbow													
FJ9037-1212S	FJ8030-1212S	FC2717-12S	11/16-12	-12	117,3	4.62	63,8	2.51	15,5	.61	40,6	1.60	1 ¹ / ₄
FJ9037-1616S	FJ8030-1616S	FC2540-16S	15/16-12	-16	147,8	5.82	81,3	3.20	19,8	.78	52,8	2.08	1 ¹ / ₂
FJ9037-2020S	FJ8030-2020S	FC2717-20S	15/8-12	-20	157,0	6.18	89,9	3.54	26,7	1.05	59,2	2.33	2
FJ9037-2424S	FJ8030-2424S	FC2717-24S	17/8-12	-24	184,4	7.26	106,9	4.21	32,0	1.26	69,1	2.72	2
67¹/₂° Elbow													
FJ9038-1212S	FJ8031-1212S	FC2717-12S	11/16-12	-12	115,6	4.55	61,7	2.43	15,5	.61	45,7	1.80	1 ¹ / ₄
FJ9038-1616S	FJ8031-1616S	FC2540-16S	15/16-12	-16	146,3	5.76	79,7	3.14	19,8	.78	59,9	2.36	1 ¹ / ₂
FJ9038-2020S	FJ8031-2020S	FC2717-20S	15/8-12	-20	153,9	6.06	86,6	3.41	26,7	1.05	66,5	2.62	2
FJ9038-2424S	FJ8031-2424S	FC2717-24S	17/8-12	-24	169,9	6.69	92,5	3.64	32,0	1.26	70,1	2.76	2 ¹ / ₄
90° Elbow													
FC5503-1212S	FC4564-1212S	FC2717-12S	11/16-12	-12	106,7	4.20	52,8	2.08	15,5	.61	59,7	2.35	1 ¹ / ₄
FC5503-1616S	FC4564-1616S	FC2540-16S	15/16-12	-16	133,6	5.26	67,1	2.64	19,8	.78	77,2	3.04	1 ¹ / ₂
FC5503-2020S	FC4564-2020S	FC2717-20S	15/8-12	-20	140,7	5.54	73,7	2.90	26,7	1.05	86,4	3.40	2
FC5503-2424S	FC4564-2424S	FC2717-24S	17/8-12	-24	165,4	6.51	87,9	3.46	32,0	1.26	100,3	3.95	2 ¹ / ₄

*Internal skive crimp fittings cannot be crimped on FT1244 machines, except as follows: FC5258-0608s, FC5258-0808s and FC5014-0808s fittings can be crimped on FT1244 machines by using special equipment and procedures.

Internal Skive Crimp Fittings*



For use with Hose:

FC273, FC325

Straight Split Flange
FC5325 Code 62

22 1/2° Elbow Split Flange
FC5372 Code 62

30° Elbow Split Flange
FC5370 Code 62

Complete Fitting Part #	Component Part Numbers		Flange Head Dia. K Ø	Hose Size	A		D		E Ø		H	
	Nipple Assy. Part #	Socket Part #			mm	in	mm	in	mm	in	mm	in
Straight split flange — Code 62 (SAE J518)												
FC5325-1212S	FC4049-1212S	FC2717-12S	41,1	1.62	-12	115,8	4.56	62,0	2.44	15,5	.61	
FC5325-1612S	FC4049-1612S	FC2717-12S	47,8	1.88	-12	115,8	4.56	62,0	2.44	15,5	.61	
FC5325-1616S	FC4049-1616S	FC2540-16S	47,8	1.88	-16	142,5	5.61	76,2	3.00	19,8	.78	
FC5325-2016S	FC4049-2016S	FC2540-16S	53,8	2.12	-16	142,5	5.61	76,2	3.00	19,8	.78	
FC5325-2020S	FC4049-2020S	FC2717-20S	53,8	2.12	-20	144,3	5.68	77,0	3.03	26,7	1.05	
FC5325-2420S	FC4049-2420S	FC2717-20S	63,5	2.50	-20	144,3	5.68	77,0	3.03	26,7	1.05	
FC5325-2424S	FC4049-2424S	FC2717-24S	63,5	2.50	-24	174,0	6.85	96,5	3.80	32,0	1.26	
FC5325-3224S	FC4049-3224S	FC2717-24S	79,2	3.12	-24	174,0	6.85	96,5	3.80	32,0	1.26	
FC5325-3232S	FC4049-3232S	FC2717-32S	79,2	3.12	-32	198,6	7.82	121,9	4.80	42,9	1.69	
22 1/2° Elbow split flange — Code 62 (SAE J518)												
FC5372-1212S	FC4374-1212S	FC2717-12S	41,1	1.62	-12	108,7	4.28	55,1	2.17	15,5	.61	11,2 .44
FC5372-1612S	FC4374-1612S	FC2717-12S	47,8	1.88	-12	108,7	4.28	55,1	2.17	15,5	.61	11,2 .44
FC5372-1616S	FC4374-1616S	FC2540-16S	47,8	1.88	-16	129,5	5.10	63,0	2.48	19,8	.78	11,2 .44
FC5372-2016S	FC4374-2016S	FC2540-16S	53,8	2.12	-16	129,5	5.10	63,0	2.48	19,8	.78	11,2 .44
FC5372-2020S	FC4374-2020S	FC2717-20S	53,8	2.12	-20	138,2	5.44	70,9	2.79	26,7	1.05	12,7 .50
FC5372-2420S	FC4374-2420S	FC2717-20S	63,5	2.50	-20	138,2	5.44	70,9	2.79	26,7	1.05	12,7 .50
FC5372-2424S	FC4374-2424S	FC2717-24S	63,5	2.50	-24	166,4	6.55	88,9	3.50	32,0	1.26	16,0 .63
FC5372-3224S	FC4374-3224S	FC2717-24S	79,2	3.12	-24	166,4	6.55	88,9	3.50	32,0	1.26	16,0 .63
FC5372-3232S	FC4374-3232S	FC2717-32S	79,2	3.12	-32	198,6	7.82	121,9	4.80	42,9	1.69	22,4 .88
30° Elbow split flange — Code 62 (SAE J518)												
FC5370-1212S	FC4387-1212S	FC2717-12S	41,1	1.62	-12	107,4	4.23	53,8	2.12	15,5	.61	14,7 .58
FC5370-1612S	FC4387-1612S	FC2717-12S	47,8	1.88	-12	107,4	4.23	53,8	2.12	15,5	.61	14,7 .58
FC5370-1616S	FC4387-1616S	FC2540-16S	47,8	1.88	-16	132,1	5.20	65,5	2.58	19,8	.78	15,7 .62
FC5370-2016S	FC4387-2016S	FC2540-16S	53,8	2.12	-16	132,1	5.20	65,5	2.58	19,8	.78	15,7 .62
FC5370-2020S	FC4387-2020S	FC2717-20S	53,8	2.12	-20	142,5	5.61	75,2	2.96	26,7	1.05	18,3 .72
FC5370-2420S	FC4387-2420S	FC2717-20S	63,5	2.50	-20	142,5	5.61	75,2	2.96	26,7	1.05	18,3 .72
FC5370-2424S	FC4387-2424S	FC2717-24S	63,5	2.50	-24	169,4	6.67	91,9	3.62	32,0	1.26	22,4 .88
FC5370-3224S	FC4387-3224S	FC2717-24S	79,2	3.12	-24	169,4	6.67	91,9	3.62	32,0	1.26	22,4 .88
FC5370-3232S	FC4387-3232S	FC2717-32S	79,2	3.12	-32	204,7	8.06	128,0	5.04	42,9	1.69	31,8 1.25

*Internal skive crimp fittings cannot be crimped on FT1244 machines, except as follows: FC5258-0608S, FC5258-0808S and FC5014-0808S fittings can be crimped on FT1244 machines by using special equipment and procedures.

NOTE: For flanges, split flange halves, kits and o-rings, see pages 190-195.

SPECIALTY & TRUCK HOSE

LOW & MEDIUM PRESSURE HOSE

HIGH PRESSURE HOSE

HOSE FITTINGS

ADAPTERS & TUBE FITTINGS

ACCESSORIES & ASSEMBLY INSTRUCTIONS

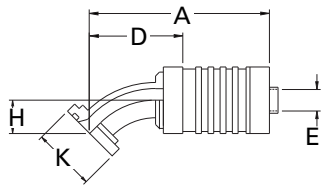
HOSE ASSEMBLY EQUIPMENT

APPENDICES

Internal Skive Crimp Fittings*

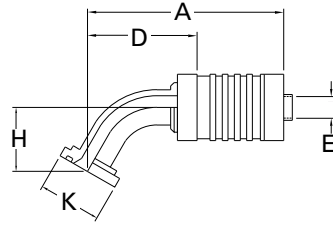
For use with Hose:

FC273, FC325



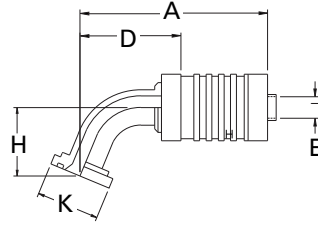
45° Elbow Split Flange

FC5327 Code 62



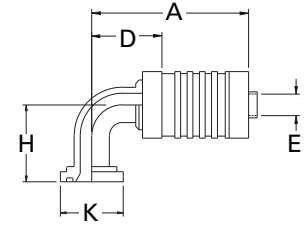
60° Elbow Split Flange

FJ9023 Code 62



67 1/2° Elbow Split Flange

FC5371 Code 62



90° Elbow Split Flange

FC5329 Code 62

Complete Fitting Part #	Component Part Numbers		Flange Head Dia. K Ø	Hose Size	A		D		EØ		H		
	Nipple Assy. Part #	Socket Part #			mm	in	mm	in	mm	in	mm	in	
45° Elbow split flange — Code 62 (SAE J518)													
FC5327-1212S	FC4051-1212S	FC2717-12S	41,1	1.62	-12	113,8	4.48	60,2	2.37	15,5	.61	25,4	1.00
FC5327-1612S	FC4051-1612S	FC2717-12S	47,8	1.88	-12	113,8	4.48	60,2	2.37	15,5	.61	25,4	1.00
FC5327-1616S	FC4051-1616S	FC2540-16S	47,8	1.88	-16	138,2	5.44	71,9	2.83	19,8	.78	26,9	1.06
FC5327-2016S	FC4051-2016S	FC2540-16S	53,8	2.12	-16	138,2	5.44	71,9	2.83	19,8	.78	26,9	1.06
FC5327-2020S	FC4051-2020S	FC2717-20S	53,8	2.12	-20	144,8	5.70	77,5	3.05	26,7	1.05	29,2	1.15
FC5327-2420S	FC4051-2420S	FC2717-20S	63,5	2.50	-20	144,8	5.70	77,5	3.05	26,7	1.05	29,2	1.15
FC5327-2424S	FC4051-2424S	FC2717-24S	63,5	2.50	-24	172,5	6.79	95,0	3.74	32,0	1.26	35,6	1.40
FC5327-3224S	FC4051-3224S	FC2717-24S	79,2	3.12	-24	170,2	6.70	92,7	3.65	32,0	1.26	35,8	1.41
FC5327-3232S	FC4051-3232S	FC2717-32S	79,2	3.12	-32	209,0	8.23	132,1	5.20	42,9	1.69	50,8	2.00
60° Elbow split flange — Code 62 (SAE J518)													
FJ9023-1212S	FC4582-1212S	FC2717-12S	41,1	1.62	-12	114,6	4.51	60,9	2.40	15,5	.61	35,8	1.41
FJ9023-1612S	FC4582-1612S	FC2717-12S	47,8	1.88	-12	114,6	4.51	60,9	2.40	15,5	.61	35,8	1.41
FJ9023-1616S	FC4582-1616S	FC2540-16S	47,8	1.88	-16	139,2	5.48	72,9	2.87	19,8	.78	38,1	1.50
FJ9023-2016S	FC4582-2016S	FC2540-16S	53,8	2.12	-16	139,2	5.48	72,9	2.87	19,8	.78	38,1	1.50
FJ9023-2020S	FC4582-2020S	FC2717-20S	53,8	2.12	-20	147,3	5.80	80,0	3.15	26,7	1.05	42,2	1.66
FJ9023-2420S	FC4582-2420S	FC2717-20S	63,5	2.50	-20	147,3	5.80	80,0	3.15	26,7	1.05	42,2	1.66
FJ9023-2424S	FC4582-2424S	FC2717-24S	63,5	2.50	-24	174,0	6.85	96,5	3.80	32,0	1.26	50,8	2.00
FJ9023-3224S	FC4582-3224S	FC2717-24S	79,2	3.12	-24	174,0	6.85	96,5	3.80	32,0	1.26	50,8	2.00
FJ9023-3232S	FC4582-3232S	FC2717-32S	79,2	3.12	-32	212,9	8.38	136,1	5.36	42,9	1.69	73,2	2.88
67 1/2° Elbow split flange — Code 62 (SAE J518)													
FC5371-1212S	FC4373-1212S	FC2717-12S	41,1	1.62	-12	113,3	4.46	59,7	2.35	15,5	.61	40,6	1.60
FC5371-1612S	FC4373-1612S	FC2717-12S	47,8	1.88	-12	113,3	4.46	59,7	2.35	15,5	.61	40,6	1.60
FC5371-1616S	FC4373-1616S	FC2540-16S	47,8	1.88	-16	139,7	5.50	73,4	2.89	19,8	.78	44,5	1.75
FC5371-2016S	FC4373-2016S	FC2540-16S	53,8	2.12	-16	139,7	5.50	73,4	2.89	19,8	.78	44,5	1.75
FC5371-2020S	FC4373-2020S	FC2717-20S	53,8	2.12	-20	146,3	5.76	79,2	3.12	26,7	1.05	48,3	1.90
FC5371-2420S	FC4373-2420S	FC2717-20S	63,5	2.50	-20	146,3	5.76	79,2	3.12	26,7	1.05	48,3	1.90
FC5371-2424S	FC4373-2424S	FC2717-24S	63,5	2.50	-24	162,1	6.38	84,6	3.33	32,0	1.26	50,8	2.00
FC5371-3224S	FC4373-3224S	FC2717-24S	79,2	3.12	-24	162,1	6.38	84,6	3.33	32,0	1.26	50,8	2.00
FC5371-3232S	FC4373-3232S	FC2717-32S	79,2	3.12	-32	210,1	8.27	133,1	5.24	42,9	1.69	82,6	3.25
90° Elbow split flange — Code 62 (SAE J518)													
FC5329-1212S	FC4053-1212S	FC2717-12S	41,1	1.62	-12	106,7	4.20	52,8	2.08	15,5	.61	54,1	2.13
FC5329-1612S	FC4053-1612S	FC2717-12S	47,8	1.88	-12	106,7	4.20	52,8	2.08	15,5	.61	54,1	2.13
FC5329-1616S	FC4053-1616S	FC2540-16S	47,8	1.88	-16	133,6	5.26	67,1	2.64	19,8	.78	60,5	2.38
FC5329-2016S	FC4053-2016S	FC2540-16S	53,8	2.12	-16	133,6	5.26	67,1	2.64	19,8	.78	60,5	2.38
FC5329-2020S	FC4053-2020S	FC2717-20S	53,8	2.12	-20	140,7	5.54	73,7	2.90	26,7	1.05	66,5	2.62
FC5329-2420S	FC4053-2420S	FC2717-20S	63,5	2.50	-20	140,7	5.54	73,7	2.90	26,7	1.05	66,5	2.62
FC5329-2424S	FC4053-2424S	FC2717-24S	63,5	2.50	-24	165,4	6.51	87,9	3.46	32,0	1.26	79,2	3.12
FC5329-3224S	FC4053-3224S	FC2717-24S	79,2	3.12	-24	165,4	6.51	87,9	3.46	32,0	1.26	79,2	3.12
FC5329-3232S	FC4053-3232S	FC2717-32S	79,2	3.12	-32	200,7	7.90	124,0	4.88	42,9	1.69	114,3	4.50

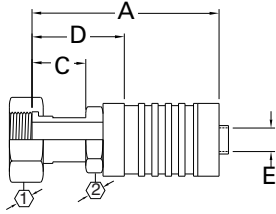
*Internal skive crimp fittings cannot be crimped on FT1244 machines, except as follows: FC5258-0608S, FC5258-0808S and FC5014-0808S fittings can be crimped on FT1244 machines by using special equipment and procedures.

NOTE: For flanges, split flange halves, kits and o-rings, see pages 190-195.

Internal Skive Crimp Fittings*

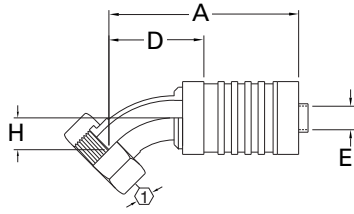
For use with Hose:

FC273, FC325



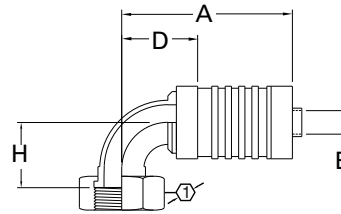
ORS Swivel Straight

FJ9718



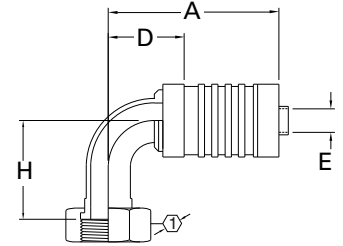
ORS Swivel 45° Elbow

FJ9719



ORS Swivel 90° Elbow (short)

FJ9720



ORS Swivel 90° Elbow (long)

FJ9721

Complete Fitting Part #	Component Part Numbers		Thd.	Hose Size	A		C		D		EØ		H		①	②
	Nipple Assy. Part #	Socket Part #			mm	in	mm	in	mm	in	mm	in	mm	in		
Straight																
FJ9718-1212S	FJ8608-1212S	FC2717-12S	1 ³ / ₁₆ -12	-12	97,0	3.82	27,2	1.07	43,8	1.70	15,5	.61			1 ³ / ₈	1 ¹ / ₈
FJ9718-1616S	FJ8608-1616S	FC2540-16S	1 ⁷ / ₁₆ -12	-16	117,9	4.64	29,0	1.14	51,6	2.03	19,8	.78			1 ⁵ / ₈	1 ³ / ₈
FJ9718-2020S	FJ8608-2020S	FC2717-20S	1 ¹¹ / ₁₆ -12	-20	118,9	4.68	28,7	1.13	51,6	2.03	26,7	1.05			2 ⁷ / ₈	1 ⁵ / ₈
FJ9718-2424S	FJ8608-2424S	FC2717-24S	2 -12	-24	130,6	5.14	25,4	1.00	53,1	2.09	32,0	1.26			2 ¹ / ₄	2
45° Elbow																
FJ9719-1212S	FJ8611-1212S	FC2717-12S	1 ³ / ₁₆ -12	-12	109,2	4.30			55,6	2.19	14,2	.56	21,1	.83	1 ³ / ₈	
FJ9719-1616S	FJ8611-1616S	FC2540-16S	1 ⁷ / ₁₆ -12	-16	138,4	5.45			72,1	2.84	19,3	.76	22,9	.90	1 ⁵ / ₈	
FJ9719-2020S	FJ8611-2020S	FC2717-20S	1 ¹¹ / ₁₆ -12	-20	137,2	5.40			69,9	2.75	25,7	1.01	25,4	1.00	2 ⁷ / ₈	
FJ9719-2424S	FJ8611-2424S	FC2717-24S	2 -12	-24	162,8	6.41			85,3	3.36	30,2	1.19	25,4	1.00	2 ¹ / ₄	
90° Elbow (short)																
FJ9720-1212S	FJ8614-1212S	FC2717-12S	1 ³ / ₁₆ -12	-12	106,7	4.20			52,8	2.08	14,2	.56	47,8	1.88	1 ³ / ₈	
FJ9720-1616S	FJ8614-1616S	FC2540-16S	1 ⁷ / ₁₆ -12	-16	131,1	5.16			64,5	2.54	19,3	.76	56,1	2.21	1 ⁵ / ₈	
FJ9720-2020S	FJ8614-2020S	FC2717-20S	1 ¹¹ / ₁₆ -12	-20	139,2	5.48			72,1	2.84	25,7	1.01	63,8	2.51	2 ⁷ / ₈	
FJ9720-2424S	FJ8614-2424S	FC2717-24S	2 -12	-24	165,4	6.51			87,9	3.46	30,2	1.19	68,6	2.70	2 ¹ / ₄	
90° Elbow (long)																
FJ9721-1212S	FJ8717-1212S	FC2717-12S	1 ³ / ₁₆ -12	-12	106,7	4.20			52,8	2.08	14,2	.56	96,0	3.78	1 ³ / ₈	
FJ9721-1616S	FJ8717-1616S	FC2540-16S	1 ⁷ / ₁₆ -12	-16	133,6	5.26			67,1	2.64	19,3	.76	114,3	4.50	1 ⁵ / ₈	
FJ9721-2020S	FJ8717-2020S	FC2717-20S	1 ¹¹ / ₁₆ -12	-20	140,7	5.54			73,7	2.90	25,7	1.01	129,3	5.09	1 ⁷ / ₈	
FJ9721-2424S	FJ8717-2424S	FC2717-24S	2 -12	-24	165,4	6.51			87,9	3.46	30,2	1.19	140,7	5.54	2 ¹ / ₄	

SPECIALTY & TRUCK HOSE

LOW & MEDIUM PRESSURE HOSE

HIGH PRESSURE HOSE

HOSE FITTINGS

ADAPTERS & TUBE FITTINGS

ACCESSORIES & ASSEMBLY INSTRUCTIONS

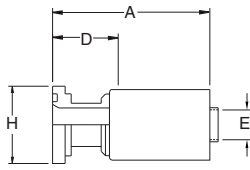
HOSE ASSEMBLY EQUIPMENT

APPENDICES

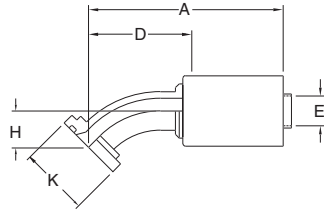
Internal Skive Crimp Fittings*

For use with Hose:

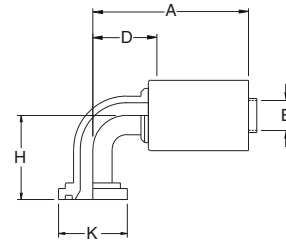
FC606



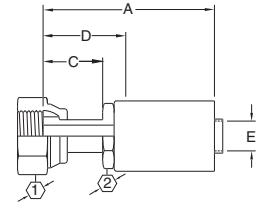
Straight Split Flange
FJ7261 Code 62



45° Elbow Split Flange
FJ7274 Code 62



90° Elbow Split Flange
FJ7277 Code 62



ORS Straight
FJ7260

Complete Fitting Part #	Component Part Numbers		Flange Head Dia. K Ø Thd.	Hose Size	A		C		D		EØ		H	①	②
	Nipple Assy. Part #	Socket Part #			mm	in	mm	in	mm	in	mm	in			
Straight split flange — Code 62 (SAE) J518															
FJ7261-1616S	FJ8608-1616S	FC1601-16S	47,8 1.88	-16	143,8	5.66			76,7	3.02	19,3	.76			
FJ7261-1620S	FJ8608-1620S	FC1601-20S	47,8 1.88	-20	156,2	6.15			76,7	3.02	19,3	.76			
FJ7261-2020S	FJ8608-2020S	FC1601-20S	53,8 2.12	-20	157,0	6.18			76,7	3.02	23,9	.94			
45° Elbow split flange — Code 62 (SAE) J518															
FJ7274-1616S	FJ6274-1616S	FC1601-16S	47,8 1.88	-16	139,7	5.50			65,0	2.56	19,3	.76	26,9	1.06	
FJ7274-2020S	FJ6274-2020S	FC1601-20S	53,8 2.12	-20	157,5	6.20			79,0	3.11	23,9	.94	29,2	1.15	
90° Elbow split flange — Code 62 (SAE) J518															
FJ7277-1616S	FJ6277-1616S	FC1601-16S	47,8 1.88	-16	134,9	5.31			67,8	2.67	19,3	.76	60,5	2.38	
FJ7277-2020S	FJ6277-2020S	FC1601-20S	53,8 2.12	-20	153,7	6.05			75,2	2.96	23,9	.94	66,5	2.62	
ORS straight															
FJ7260-1616S	FJ6260-1616S	FC1601-16S	1 7/16 - 12	-16	110,0	4.33	29,0	1.14	42,9	1.69	19,8	.78		1 5/8	1 3/8

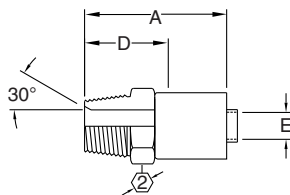
*Internal skive crimp fittings cannot be crimped on FT1244 machines, except as follows: FC5258-0608S, FC5258-0808S and FC5014-0808S fittings can be crimped on FT1244 machines by using special equipment and procedures.

NOTE: For flanges, split flange halves, kits and o-rings, see pages 190-195.

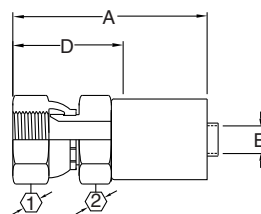
PTFE Crimp Fittings

For use with Hose:

2807, FC465, S-TW



Male Pipe
FC9846



SAE 37° (JIC) swivel
FC9779

Complete Fitting Part #	Component Part Numbers		Thd.	Hose Size	A		D		EØ		①	②
	Nipple Assy. Part #	Socket Part #			mm	in	mm	in	mm	in		
Male pipe												
FC9846-0204S*	FC3680-0204S**	FC3596-04S	1/8-27	-04	31,8	1.25	16,8	.66	3,0	.12		7/16
FC9846-0404S*	FC3680-0404S**	FC3596-04S	1/4-18	-04	38,1	1.50	23,1	.91	3,0	.12		9/16
FC9846-0405S*	FC3680-0405S**	FC3443-04S	1/4-18	-05	35,6	1.40	23,1	.91	4,8	.19		9/16
FC9846-0406S*	FC3680-0406S**	FC3443-05S	1/4-18	-06	35,6	1.40	23,1	.91	6,4	.25		9/16
FC9846-0606S*	FC3680-0606S**	FC3443-05S	3/8-18	-06	35,6	1.40	23,1	.91	6,4	.25		11/16
FC9846-0608S*	FC3680-0608S**	FC3596-08S	3/8-18	-08	45,7	1.80	23,1	.91	8,6	.34		11/16
FC9846-0808S*	FC3680-0808S**	FC3596-08S	1/2-14	-08	51,8	2.04	29,5	1.16	8,6	.34		7/8
FC9846-0810S*	FC3680-0810S**	FC3443-08S	1/2-14	-10	51,8	2.04	29,5	1.16	11,2	.44		7/8
FC9846-1212S*	FC3680-1212S**	FC3596-12S	3/4-14	-12	51,8	2.04	29,5	1.16	14,2	.56		1 1/16
FC9846-1616S*	FC3680-1616S**	FC3596-16S	1-11 1/2	-16	58,9	2.32	36,6	1.44	20,3	.80		1 3/8
Male pipe – stainless steel												
FC9846-0204-333	FC3680-0204-329	FC3596-04C	1/8-27	-04	31,8	1.25	16,8	.66	3,0	.12		7/16
FC9846-0404-333	FC3680-0404-329	FC3596-04C	1/4-18	-04	38,1	1.50	23,1	.91	3,0	.12		9/16
FC9846-0405-333	FC3680-0405-329	FC3443-04C	1/4-18	-05	35,6	1.40	23,1	.91	4,8	.19		9/16
FC9846-0406-333	FC3680-0406-329	FC3443-05C	1/4-18	-06	35,6	1.40	23,1	.91	6,4	.25		9/16
FC9846-0606-333	FC3680-0606-329	FC3443-05C	3/8-18	-06	35,6	1.40	23,1	.91	6,4	.25		11/16
FC9846-0608-333	FC3680-0608-329	FC3596-08C	3/8-18	-08	45,7	1.80	23,1	.91	8,6	.34		11/16
FC9846-0810-333	FC3680-0810-329	FC3443-08C	1 1/2-14	-10	51,8	2.04	29,5	1.16	11,2	.44		7/8
FC9846-1212-333	FC3680-1212-329	FC3596-12C	3/4-14	-12	51,8	2.04	29,5	1.16	14,2	.56		1 1/16
FC9846-1616-333	FC3680-1616-329	FC3596-16C	1-11 1/2	-16	58,9	2.32	36,6	1.44	20,3	.80		1 3/8
SAE 37° (JIC) swivel												
FC9779-0404S†	FC8779-0404S†	FC3596-04S	7/16-20	-04	39,4	1.55	24,4	.96	3,0	.12	9/16	7/16
FC9779-0505S†	FC8779-0505S†	FC3443-04S	1 1/2-20	-05	38,1	1.50	25,7	1.01	4,8	.19	5/8	1/2
FC9779-0606S†	FC8779-0606S†	FC3443-05S	9/16-18	-06	40,6	1.60	28,2	1.11	6,4	.25	11/16	9/16
FC9779-0808S†	FC8779-0808S†	FC3596-08S	3/4-16	-08	53,3	2.10	30,7	1.21	8,6	.34	7/8	11/16
FC9779-1010S†	FC8779-1010S†	FC3443-08S	7/8-14	-10	56,1	2.21	33,5	1.32	11,2	.44	1	13/16
FC9779-1212S†	FC8779-1212S†	FC3596-12S	1 1/16-12	-12	58,2	2.29	35,8	1.41	14,2	.56	1 1/4	1
FC9779-1616S†	FC8779-1616S†	FC3596-16S	1 5/16-12	-16	64,0	2.52	41,7	1.64	20,3	.80	1 1/2	1 1/4
SAE 37° (JIC) swivel – stainless steel												
FC9779-0404-333	FC8779-0404-333	FC3596-04C	7/16-20	-04	39,4	1.55	24,4	.96	3,0	.12	9/16	7/16
FC9779-0505-333	FC8779-0505-333	FC3443-04C	1 1/2-20	-05	38,1	1.50	25,7	1.01	4,8	.19	5/8	1/2
FC9779-0606-333	FC8779-0606-333	FC3443-05C	9/16-18	-06	40,6	1.60	28,2	1.11	6,4	.25	11/16	9/16
FC9779-0808-333	FC8779-0808-333	FC3596-08C	3/4-16	-08	53,3	2.10	30,7	1.21	8,6	.34	7/8	11/16
FC9779-1010-333	FC8779-1010-333	FC3443-08C	7/8-14	-10	56,1	2.21	33,5	1.32	11,2	.44	1	13/16
FC9779-1212-333	FC8779-1212-333	FC3596-12C	1 5/16-12	-12	58,2	2.29	35,8	1.41	14,2	.56	1 1/4	1
FC9779-1616-333	FC8779-1616-333	FC3596-16C	1 5/16-12	-16	64,0	2.52	41,7	1.64	20,3	.80	1 1/2	1 1/4

* For brass drop "S" suffix, replace with -38.

**For brass drop "S" suffix, replace with "B".

† For brass drop "S" suffix, replace with -63.

SPECIALTY & TRUCK HOSE

LOW & MEDIUM PRESSURE HOSE

HIGH PRESSURE HOSE

HOSE FITTINGS

ADAPTERS & TUBE FITTINGS

ACCESSORIES & ASSEMBLY INSTRUCTIONS

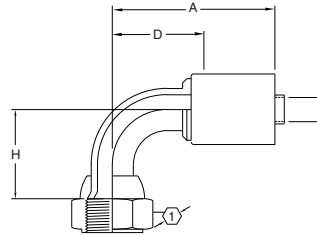
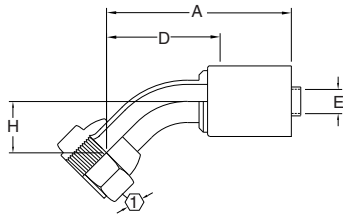
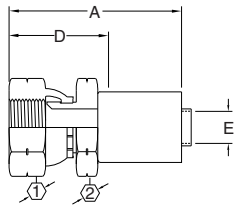
HOSE ASSEMBLY EQUIPMENT

APPENDICES

PTFE Crimp Fittings

For use with Hose:

2807, FC465, S-TW



SAE 45° Swivel
FC7216

45° Elbow Universal
FC7220

90° Elbow
FC5098 Universal
FC7217 SAE 45°

Complete Fitting Part #	Component Part Numbers		Thd.	Hose Size	A		D		EØ		H		①	②
	Nipple Assy. Part #	Socket Part #			mm	in	mm	in	mm	in	mm	in		
SAE 45° swivel														
FC7216-0404S	FC6216-0404S†	FC3596-04S	7/16-20	-04	39,4	1.55	24,4	.96	3,0	.12			9/16	7/16
FC7216-0505S	FC6216-0505S†	FC3443-04S	1/2-20	-05	38,1	1.50	25,7	1.01	4,8	.19			5/8	1/2
FC7216-0606S	FC6216-0606S†	FC3443-05S	5/8-18	-06	41,4	1.63	29,0	1.14	6,4	.25			3/4	9/16
FC7216-0808S	FC6216-0808S†	FC3596-08S	3/4-16	-08	53,3	2.10	30,7	1.21	8,6	.34			7/8	11/16
FC7216-1010S	FC6216-1010S†	FC3443-08S	7/8-14	-10	56,1	2.21	33,5	1.32	11,2	.44			1	13/16
FC7216-1212S	FC6216-1212S†	FC3596-12S	1 1/16-14	-12	58,2	2.29	35,8	1.41	14,2	.56			1 1/4	1
45° Elbow														
FC7220-0808S	FC6220-0808S	FC3596-08S	3/4-16	-08	54,9	2.16	32,3	1.27	9,1	.36	14,0	.55	7/8	
90° Elbow														
FC5098-0404S	FC4098-0404S	FC3596-04S	7/16-20	-04	32,5	1.28	17,5	.69	3,0	.12	17,3	.68	9/16	
FC7217-0606S	FC6217-0606S	FC3443-05S	5/8-18	-06	33,3	1.31	20,8	.82	6,4	.25	21,6	.85	3/4	

*Available with brass nipples, contact Eaton.

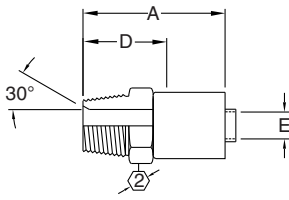
† For brass drop "S" suffix, replace with -63.

SPECIALTY & TRUCK HOSE
LOW & MEDIUM PRESSURE HOSE
HIGH PRESSURE HOSE
HOSE FITTINGS
ADAPTERS & TUBE FITTINGS
ACCESSORIES & ASSEMBLY INSTRUCTIONS
HOSE ASSEMBLY EQUIPMENT
APPENDICES

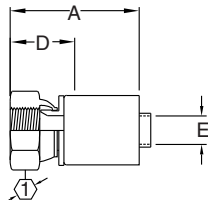
PTFE Crimp Fittings

For use with Hose:

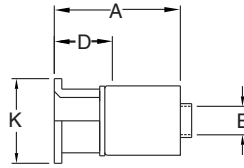
FC363, FC364
FC563 - Factory Crimp



Male Pipe
FJ9588



SAE 37° (JIC) Swivel
FJ9587



Flange Retainer
FJ9656

Complete Fitting No. Stain Stl.	Component Part Numbers		Thd.	Hose Size	A		D		EØ		KØ		①	②
	Nipple Assy. Stain Stl.	Socket Stain Stl.			mm	in	mm	in	mm	in	mm	in		
Male pipe stainless steel														
FJ9588-0808-341	FC1349-0808-259	FC1347-08-329	1/2-14	-08	64,5	2.54	33,0	1.30	10,4	.41				7/8
FJ9588-1212-341	FC1349-1212-259	FC1347-12-329	3/4-14	-12	66,3	2.61	34,8	1.37	15,5	.61				1 1/8
FJ9588-1616-341	FC1349-1616-259	FC1347-16-329	1-11 1/2	-16	71,1	2.80	39,4	1.55	20,6	.81				1 3/8
FJ9588-2020-341	FC1349-2020-259	FC1347-20-329	1 1/4-11 1/2	-20	74,9	2.95	43,2	1.70	26,7	1.05				1 3/4
FJ9588-2424-341	FC1349-2424-259	FC1347-24-329	1 1/2-11 1/2	-24	81,3	3.20	44,2	1.74	32,5	1.28				2
FJ9588-3232-341	FC1349-3232-259	FC1347-32-329	2-11 1/2	-32	87,9	3.46	49,8	1.96	44,5	1.75				2 1/2
SAE 37° (JIC) swivel stainless steel														
FJ9587-0808-331	FJ8587-0808-331	FC1347-08-329	3/4-16	-08	64,0	2.52	27,9	1.10	9,7	.38				7/8
FJ9587-1212-331	FJ8587-1212-331	FC1347-12-329	1 1/16-12	-12	64,8	2.55	31,2	1.23	15,5	.61				1 1/4
FJ9587-1616-331	FJ8587-1616-331	FC1347-16-329	1 5/16-12	-16	68,3	2.69	34,8	1.37	20,6	.81				1 1/2
FJ9587-2020-331	FJ8587-2020-331	FC1347-20-329	1 5/8-12	-20	72,1	2.84	38,6	1.52	26,7	1.05				2
FJ9587-2424-331	FJ8587-2424-331	FC1347-24-329	1 7/8-12	-24	81,5	3.21	42,4	1.67	32,5	1.28				2 1/4
FJ9587-3232-331	FJ8587-3232-331	FC1347-32-329	2 1/2-12	-32	88,9	3.50	48,8	1.92	44,5	1.75				2 7/8
Flange retainer stainless steel														
FJ9656-0808-331	FC1373-0808-259	FC1347-08-329		-08	65,0	2.56	31,5	1.24	10,4	.41	35,1	1.38		
FJ9656-1212-331	FC1373-1212-259	FC1347-12-329		-12	65,0	2.56	31,5	1.24	15,5	.61	42,9	1.69		
FJ9656-1616-331	FC1373-1616-259	FC1347-16-329		-16	66,5	2.62	33,0	1.30	20,6	.81	50,8	2.00		
FJ9656-2020-331	FC1373-2020-259	FC1347-20-329		-20	66,5	2.62	33,0	1.30	26,7	1.05	63,5	2.50		
FJ9656-2424-331	FC1373-2424-259	FC1347-24-329		-24	76,5	3.01	37,6	1.48	32,5	1.28	72,9	2.87		
FJ9656-3232-331	FC1373-3232-259	FC1347-32-329		-32	77,5	3.05	37,6	1.48	44,5	1.75	91,9	3.62		

SPECIALTY & TRUCK HOSE

LOW & MEDIUM PRESSURE HOSE

HIGH PRESSURE HOSE

HOSE FITTINGS

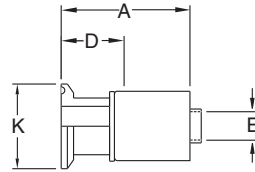
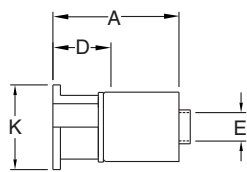
ADAPTERS & TUBE FITTINGS

ACCESSORIES & ASSEMBLY INSTRUCTIONS

HOSE ASSEMBLY EQUIPMENT

APPENDICES

PTFE Crimp Fittings



For use with Hose:

FC363, FC364
FC563 - Factory Crimp

Flange Retainer with PTFE Coated Nipple
FJ9656

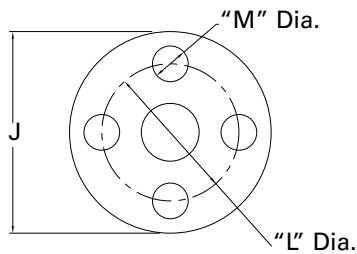
Ladish Tri-Clamp*
FJ7041

Complete Fitting No. Stain Stl.	Component Part Numbers		Thd.	Hose Size	A		D		EØ		KØ	
	Nipple Assy. Stain Stl.	Socket Stain Stl.			mm	in	mm	in	mm	in	mm	in
Flange retainer with PTFE coated nipple												
FJ9656-0808-338	FC1373-0808-337	FC1347-08-329		-08	65,0	2.56	31,5	1.24	10,4	.41	35,1	1.38
FJ9656-1212-338	FC1373-1212-337	FC1347-12-329		-12	65,0	2.56	31,5	1.24	15,5	.61	42,9	1.69
FJ9656-1616-338	FC1373-1616-337	FC1347-16-329		-16	66,5	2.62	33,0	1.30	20,6	.81	50,8	2.00
FJ9656-2020-338	FC1373-2020-337	FC1347-20-329		-20	66,5	2.62	33,0	1.30	26,7	1.05	63,5	2.50
FJ9656-2424-338	FC1373-2424-337	FC1347-24-329		-24	76,5	3.01	37,6	1.48	32,5	1.28	72,9	2.87
FJ9656-3232-338	FC1373-3232-337	FC1347-32-329		-32	77,5	3.05	37,6	1.48	44,5	1.75	91,9	3.62
Ladish Tri-Clamp												
FJ7041-2416-331	FC1531-2416-259	FC1347-16-329		-16	50,3	1.98	19,3	.76	20,6	.81	50,3	1.98
FJ7041-2424-331	FC1531-2424-259	FC1347-24-329		-24	56,9	2.24	19,3	.76	32,3	1.27	50,3	1.98
FJ7041-3232-331	FC1531-3232-259	FC1347-32-329		-32	56,9	2.24	19,3	.76	44,5	1.75	63,8	2.51

*Tri-Clamp is a registered trademark of Tri-Clover, Inc.

Flange FC1389

For use with Hose: FC363, FC364



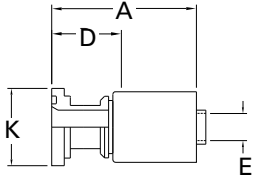
Part No. Stainless Steel	Hose size	Number Bolt Holes	J		L		M	
			mm	in	mm	in	mm	in
Flange								
FC1389-0808C	-08	4	88,9	3.50	60,5	2.38	15,7	.62
FC1389-1212C	-12	4	98,6	3.88	69,9	2.75	15,7	.62
FC1389-1616C	-16	4	108,0	4.25	79,2	3.12	15,7	.62
FC1389-2020C	-20	4	117,3	4.62	88,9	3.50	15,7	.62
FC1389-2424C	-24	4	127,0	5.00	98,6	3.88	15,7	.62
FC1389-3232C	-32	4	152,4	6.00	120,7	4.75	19,1	.75

SPECIALTY & TRUCK HOSE
 LOW & MEDIUM PRESSURE HOSE
 HIGH PRESSURE HOSE
 HOSE FITTINGS
 ADAPTERS & TUBE FITTINGS
 ACCESSORIES & ASSEMBLY INSTRUCTIONS
 HOSE ASSEMBLY EQUIPMENT
 APPENDICES

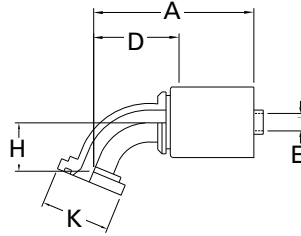
Suction Hose Fittings

For use with Hose:

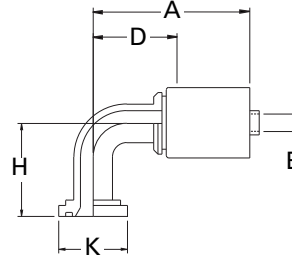
2661, FC619



Straight Split Flange
FC9153 Code 61



45° Elbow Split Flange
FC9155 Code 61



90° Elbow Split Flange
FC9152 Code 61

Complete Fitting Part #	Component Part Numbers		Flange Head Dia. KØ	Hose Size	A		D		EØ		H	
	Nipple Assy. Part #	Socket Part #			mm	in	mm	in	mm	in	mm	in
Straight split flange—Code 61 (SAEJ518)												
FC9153-3240S	FC8153-3240S	FC3023-40S	71,4 2.81	-40	142,5	5.81	73,6	2.90	44,9	1.77		
FC9153-4040S	FC8153-4040S	FC3023-40S	84,1 3.31	-40	144,0	5.67	75,2	2.96	53,3	2.10		
FC9153-4848S	FC8153-4848S	FC3023-48S	101,6 4.00	-48	173,2	6.82	82,8	3.26	63,5	2.50		
45° Elbow split flange—Code 61 (SAEJ518)												
FC9155-4040S	FC8155-4040S	FC3023-40S	84,1 3.31	-40	175,0	6.89	106,2	4.18	53,3	2.10	42,2	1.66
90° Elbow split flange—Code 61 (SAEJ518)												
FC9152-3240S	FC8152-3240S	FC3023-40S	71,4 2.81	-40	154,4	6.08	123,7	4.87	44,9	1.77	82,5	3.25
FC9152-4040S	FC8152-4040S	FC3023-40S	84,1 3.31	-40	192,5	7.58	123,7	4.87	53,3	2.10	131,8	5.19

Note: These fittings require special tooling to assemble. Contact Eaton for information before ordering.

For flanges, split flange halves, kits and o-rings, see pages 190-195.

SPECIALTY & TRUCK HOSE

LOW & MEDIUM PRESSURE HOSE

HIGH PRESSURE HOSE

HOSE FITTINGS

ADAPTERS & TUBE FITTINGS

ACCESSORIES & ASSEMBLY INSTRUCTIONS

HOSE ASSEMBLY EQUIPMENT

APPENDICES